

Morningstar Overall Rating⁺ ★ ★ ★

1. BEA Union Investment Asia Pacific Multi Income Fund ("the Fund") is subject to general investment risk, equity market risk, asset allocation risk, Asian market concentration risk, emerging market risk and currency risk.
2. The Fund is subject to equity markets risk such as changes in investment sentiment, political, economic conditions and issuer-specific factors which may adversely affect the fund value.
3. The Fund invests in debts securities and are subject to risks in interest rates, credit/counterparty, downgrading, below investment grade or non-rated securities, volatility and liquidity, valuation and sovereign debt and credit rating risks which may adversely affect the price of the debt securities.
4. The manager may at its discretion make distributions from income and/or capital in respect of the distributing classes of the Fund. Distributions paid out of capital amount to a return or withdrawal of part of the unitholder's original investment or from any capital gains attributable to that original investment. Such distribution may result in an immediate reduction of the net asset value per unit.
5. In terms of currency hedged class units, adverse exchange rate fluctuations between the base currency of the Fund and the class currency of the currency hedged class units may result in a decrease in return and/or loss of capital for unitholders. Over-hedged or under-hedged positions may arise and there can be no assurance that the currency hedged class units will be hedged at all times or that the manager will be successful in employing the hedge.
6. RMB is currently not a freely convertible currency as it is subject to exchange controls and restrictions. Non-RMB based (e.g. Hong Kong) investors are exposed to foreign exchange risk and there is no guarantee that the value of RMB against the investors' base currencies (for example HKD) will not depreciate. Any depreciation of the RMB could adversely affect the value of investors' investments.
7. The Fund may use financial derivative instruments for hedging and investment purposes which may not achieve the intended purpose and may result in significant losses. Risks associated with derivative instruments include counterparty/ credit risk, liquidity risk, valuation risk, volatility risk and over-the-counter transaction risk.
8. Investors should not make an investment decision based solely on this material.

OBJECTIVE

The Fund seeks to achieve income and long-term capital growth by investing in an actively managed portfolio of debt securities, listed REITs, and other listed securities in the Asia Pacific region.

FUND POSITIONING

- A multi-asset fund aims to capture growth and dividend payment opportunities
- Flexibly allocates in Asia Pacific equities and bonds

FUND DETAILS

Base Currency	US\$
Management fee	1.40% p.a.
Preliminary Charge	Up to 5.00%
Realization Charge	Currently waived
Dealing Frequency	Daily (HK Business days)
Fund Size	US\$ 103 Million

	NAV Per Unit	Launch Date
A USD (Acc)	US\$ 13.03	28 September 2012
A EUR Hgd (Acc)*	EUR 8.64	21 June 2018
A RMB Hgd (Acc)*	RMB 102.91	27 December 2018
A USD (Dis)	US\$ 7.35	11 May 2012
A HKD (Dis)	HK\$ 74.1	11 May 2012
A AUD Hgd (Dis)*	AUS 5.62	30 May 2014
A RMB Hgd (Dis)*	RMB 62.57	30 May 2014
A NZD Hgd (Dis)*	NZD 5.84	12 December 2014
A EUR Hgd (Dis)*	EUR 6.89	21 June 2018

CODES

	ISIN	Bloomberg
A USD (Acc)	HK0000122330	BEAPUAA HK
A EUR Hgd (Acc)*	HK0000405701	BEAAEHA HK
A RMB Hgd (Acc)*	HK0000282605	BEAARHA HK
A USD (Dis)	HK0000107257	BEAPMIU HK
A HKD (Dis)	HK0000107265	BEAPMIH HK
A AUD Hgd (Dis)*	HK0000162815	BEAPAAH HK
A RMB Hgd (Dis)*	HK0000194255	BEAPARH HK
A NZD Hgd (Dis)*	HK0000162849	BEANZDH HK
A EUR Hgd (Dis)*	HK0000405693	BEAAEHD HK

PERFORMANCE

	Cumulative Performance %					Calendar Year Performance %					Volatility %
	YTD	1 Year	3 Years	5 Years	Since Launch	2023	2022	2021	2020	2019	3 Years (Annualised)
A USD (Acc)	9.2	16.2	-10.4	-4.4	30.3	7.4	-23.5	-0.9	2.6	11.9	13.2
A EUR Hgd (Acc)*	8.8	14.0	-15.7	-13.9	-13.6	4.9	-25.3	-2.0	0.9	8.2	13.1
A RMB Hgd (Acc)*	8.5	12.8	-12.1	-3.8	2.9	4.0	-23.3	1.3	4.5	11.9	13.0
A USD (Dis)	9.3	16.4	-10.4	-4.3	46.3	7.4	-23.5	-0.8	2.6	11.9	13.2
A HKD (Dis)	9.5	15.9	-9.9	-4.7	47.3	7.4	-23.4	-0.4	2.1	11.4	13.1
A AUD Hgd (Dis)*	8.8	14.3	-14.3	-11.8	6.5	5.2	-24.8	-1.3	0.4	10.0	13.1
A RMB Hgd (Dis)*	8.5	12.8	-12.3	-4.8	26.4	4.0	-23.5	1.4	3.7	11.8	12.9
A NZD Hgd (Dis)*	9.2	15.7	-11.8	-8.5	7.9	6.6	-24.0	-1.1	1.0	10.3	13.1
A EUR Hgd (Dis)*	8.8	13.7	-15.9	-14.5	-14.2	4.8	-25.5	-2.0	0.6	8.3	13.2

A USD (Dis)



DIVIDEND[^]

Mar-2024	Dividend per Unit	Annualized Yield
A USD (Dis)	0.03200	5.4%
A HKD (Dis)	0.32500	5.5%
A AUD Hgd (Dis)*	0.02000	4.4%
A RMB Hgd (Dis)*	0.15000	3.0%
A NZD Hgd (Dis)*	0.02300	4.9%
A EUR Hgd (Dis)*	0.02100	3.8%



Scan QR code
for fund literature



(852) 3608 0321



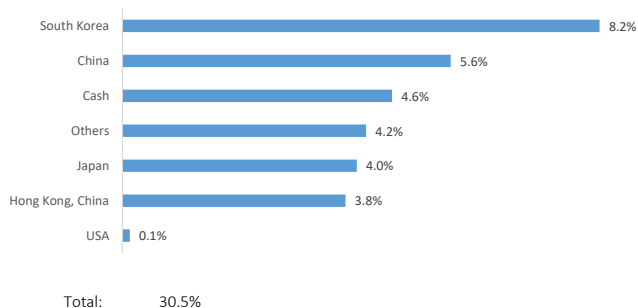
bea-union-investment.com



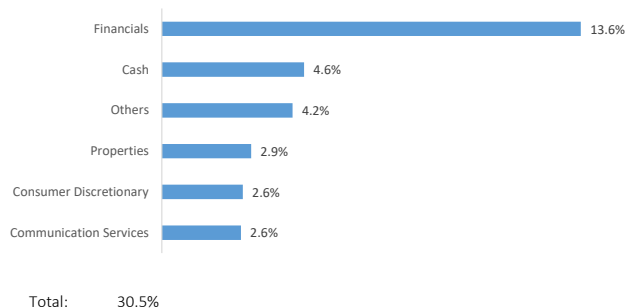
BEA union Investment



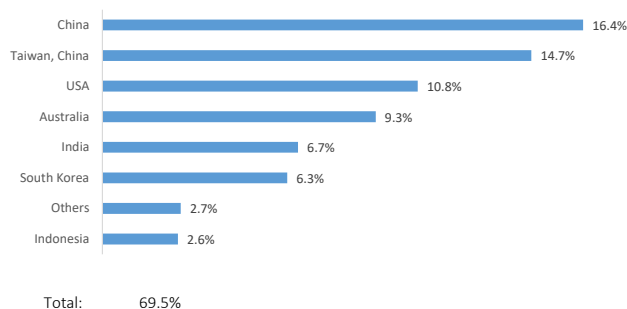
GEOGRAPHICAL ALLOCATION - BONDS



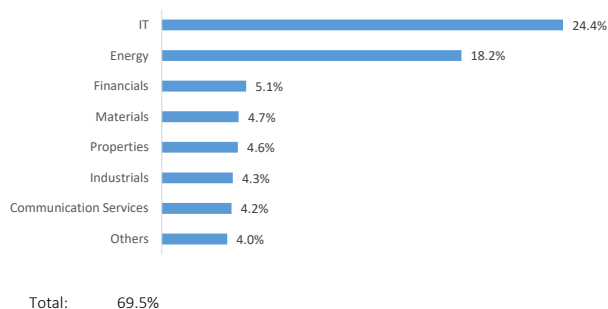
SECTOR ALLOCATION - BONDS



GEOGRAPHICAL ALLOCATION - EQUITIES



SECTOR ALLOCATION - EQUITIES



TOP HOLDINGS

	Market	Asset	Weights
CNOOC	China	Equity	9.3%
Taiwan Semicon	Taiwan, China	Equity	5.7%
PetroChina	China	Equity	4.6%
Goodman Grp	Australia	Equity	3.0%
United States Treasury Note/Bond	USA	Equity	2.8%
SK hynix	South Korea	Equity	2.7%
Samsung Electronics	South Korea	Equity	2.6%
NVIDIA	USA	Equity	2.5%
MediaTek Inc	Taiwan, China	Equity	2.5%
BHP Grp	Australia	Equity	1.9%

*Hgd: Hedged.

+©2024 Morningstar. The rating is for Class A USD (Distributing). The rating is for reference only and should not be construed as buy and sell recommendation of investment.

*Please refer to the dividend notice available on website for dividend composition information and details. Dividend only applies to distributing classes and is not guaranteed. Past dividend record is not indicative of future dividend likely to be achieved. Annualised dividend yield = (dividend of the current month x 12) / last month end NAV x 100%. Please note that a positive distribution yield does not imply a positive return. Investors should not make any investment decision solely based on information contained in the table above. You should read the relevant offering document (including the key facts statement) of the fund for further details including the risk factors.

Source: Lipper, BEA Union Investment Management Limited

Performance is calculated in the respective class of denominated currencies on a NAV to NAV basis. Gross income is re-invested. HKD/USD based investors are exposed to foreign exchange fluctuations

SUMMARY STATISTICS

Bond Portfolio Only	
Yield To Maturity	6.3%
Average Credit Rating	A
Investment Grade	100.0%
Non-investment Grade	0.0%
Duration	5.2 Years

Month-end asset mixes may total greater than/less than 100% due to rounding. As such the values of the geographical and section allocation displayed may not total 100%.

Investments in the Fund are subject to investment risks, including the possible loss of the principal amount invested. For full details and risk factors of the Fund, please refer to the explanatory memorandum of the Fund. Investors should also read the explanatory memorandum of the Fund for detailed information prior to any subscription. The information contained herein is only a brief introduction to the Fund. Investors should be aware that the price of units may go down as well as up as the investments of the Fund are subject to market fluctuations and to the risks inherent in all investments. Past performance is not indicative of future performance.

The Fund has been authorised by the Securities and Futures Commission ("SFC") in Hong Kong. SFC authorisation is not a recommendation or endorsement of a scheme nor does it guarantee the commercial merits of a scheme or its performance. It does not mean the scheme is suitable for all investors nor is it an endorsement of its suitability for any particular investor or class of investors. This material and website have not been reviewed by the SFC in Hong Kong.

Issuer: BEA Union Investment Management Limited



Scan QR code
for fund literature



(852) 3608 0321



bea-union-investment.com



BEA union Investment

