

Fidelity Funds - China High Yield Fund

富達基金 - 中國高收益基金

31 March 2024 年3月31日

• This fund invests primarily in high-yielding, sub-investment grade or non-rated debt securities of issuers in the Greater China region.

• The fund is subject to risk to capital and income, foreign currency risk, risks of investing in emerging market, Chinese Renminbi currency and conversion risk, Mainland China tax risk, risks associated with Mainland China debt securities, risk associated with urban investment bonds, risk associated with collateralised and/or securitised debt instruments, real estate related securities risk, concentration risk and risks associated with debt securities, including Credit / Counterparty, Interest Rate, Downgrading, Valuation and Credit Rating Risk. The fund may invest in debt securities rated below investment grade or unrated securities which are subject to lower liquidity, higher volatility, heightened risk of default and loss of principal and interest than higher-rated/lower yielding debt securities. Although the fund will generally invest in income-producing securities, it is not guaranteed that all underlying investments will generate income. Higher yields generally mean that there will be increased potential for capital appreciation and / or depreciation for fixed income securities.

• Investments by a fund in China fixed income securities through the China interbank bond market scheme, which are subject to QFI risk, China asset risk and risk associated with investment in China fixed income instruments and with Bond Connect. The fund may invest in "Dim Sum" bonds. The "Dim Sum" bond market may be more susceptible to volatility and illiquidity.

• The fund may invest in instruments with loss-absorption features which are subject to greater capital risks, liquidity, valuation and sector concentration risk. The fund may invest in CoCos, which are highly complex and are of high risk. The fund may also invest in senior non-preferred debts, which may be subject to write-down upon the occurrence of a trigger event and may result in total loss of principal invested.

• The fund's net derivative exposure may be up to 50% of its NAV, the use of derivatives may involve liquidity risk, counterparty credit risk, volatility risk, valuations risks and over-the-counter transaction risk, at times. Exposure to financial derivative instruments and its leverage element may lead to a high risk of significant loss by the fund.

• For dividend of certain share classes, payment of dividends out of capital and/or effectively out of capital amounts to a return or withdrawal of part of an investor's original investment or from any capital gains attributable to that original investment. Any such distributions may result in an immediate reduction of the NAV per share/ unit. For the hedged share class, the distribution amount and NAV of such share class may be adversely affected by differences in the interest rates of the reference currency of the hedged share class and the fund's base currency, resulting in more distribution that is paid out of capital and hence a greater erosion of capital than other non-hedged share classes.

• Investors may suffer substantial loss of their investments in the fund. Investor should not invest in the fund solely based on the information provided in this document and should read the offering documents, including Product Key Facts (including the risk factors) for details.

• 本基金主要投資於大中華地區的發行機構所發行的高收益、未達投資級別或未獲評級的債務證券。

• 基金可能涉及資本及收益的風險、外幣風險、投資於新興市場的風險、人民幣貨幣匯兌風險、中國大陸稅務風險、中國大陸債務證券的相關風險、城投債的相關風險、有抵押及／或證券化債務工具的相關風險、房地產相關證券風險、集中度風險及與債務證券有關的風險，包括信貸／交易對手、利率、評級下調、估值及信貸評級風險。基金可能投資於未達投資級別債務證券或未獲評級證券。與較高評級／收益率較低的債務證券比較，須承受較低流動性、較大波幅，以及較高的違約及損失本金和利息的風險。雖然基金一般將投資於收益性股票證券，但不保證所有相關投資均能締造收益。收益較高一般意味著定息證券的資本增值及／或贬值潛力將增加。

• 基金可透過中國銀行同業債券市場計劃投資於中國境內定息證券，故而可能涉及QFI風險、中國資產風險、投資於中國定息工具的相關風險及CIBM債券通的相關風險。基金可投資於「點心」債券。「點心」債券市場可能較易受波幅及流動性不足所影響。

• 基金可投資於具有損失吸收特點的投資工具而須承受較大的資本風險、流動性、估值和集中行業投資風險。基金可投資於CoCos，有關證券高度複雜，而且風險高。基金亦可投資於主順位非優先受償債務，這可能會導致完全失去所投資的本金。

• 基金的衍生工具風險承擔淨額最高為其資產淨值的50%。偶爾使用衍生工具可能會引發流動性風險、交易對手信貸風險、波幅風險、估值風險及場外交易市場交易風險。投資於金融衍生工具及其槓桿元素可能導致基金須承受錄得重大損失的高風險。

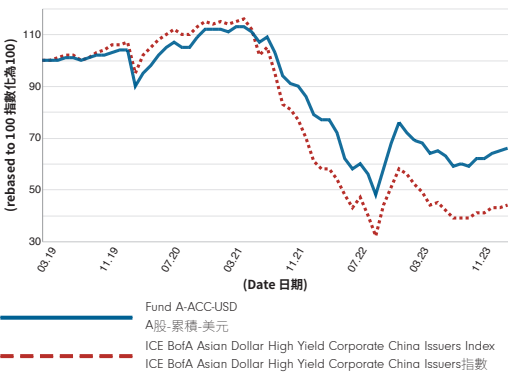
• 若干股份類別的股息可從資本中及／或實際上從資本中撥付股息，即代表投資者獲付還或提取原有投資本金的部份金額，或從原有投資應佔的任何資本收益中獲付還或提取金額。任何該等分派可能導致每股／每單位資產淨值即時減少。就對沖股份類別，其報價貨幣與基金的基本貨幣之間的利率差異，可能會為對沖股份類別的分派金額及資產淨值帶來負面影響，導致較多從資本中撥付的分派金額，進而令資本流失的程度高於其他非對沖股份類別。

• 您在本金的投資有可能大幅虧損。投資者應該參閱基金之銷售文件，包括產品資料概要(包括風險因素)，而不應只根據這文件內的資料而作出投資。

Fund Details 基金資料

Fund Manager 基金經理	Terrence Pang Peter Khan Tae Ho Ryu
Reference Currency 報價貨幣	USD 美元
Fund Size 基金資產值	US\$730m (百萬美元)
Max. Sales Charge 最高認購費	3.5%
Annual Management Fee 每年管理費	1.20%
Min. Subscription 最低認購金額	USD2,500 or HKD eqv2,500美元或港元等 值
Fidelity Fund Code 富達基金代號	1702

Fund Performance 基金表現



Index 指數

Market Index: ICE BofA Asian Dollar High Yield Corporate China Issuers Index  
ICE BofA Asian Dollar High Yield Corporate China Issuers指數  
Index is for comparative purpose only.  
指數只用作為比較用途。

Investment Objective 投資目標

The fund aims to provide a high level of income over time. The fund invests at least 70% of its assets, in below investment grade or unrated debt securities of issuers that are headquartered or do most of their business in the Greater China region, including China, Hong Kong, Macau and Taiwan. These securities will be subject to high risk and will not be required to meet a minimum rating standard and may not be rated for creditworthiness by an internationally recognised rating agency. The fund may also invest in money market instruments on an ancillary basis. The fund may invest in the following assets according to the percentages indicated: China offshore bonds (including dim sum bonds): up to 100%; listed China onshore corporate and government bonds including urban investment bonds, asset-backed securities and below investment grade, or unrated bonds (directly and/or indirectly): up to 60% (in aggregate); hybrids and contingent convertible (CoCo) bonds: less than 30%, with less than 20% in CoCos. The fund may also invest in other subordinated financial debt and preference shares. The fund's exposure to distressed securities is limited to 10% of its assets. Investments of the fund are not currency constrained. (Please refer to the offering document for Investment Objective of the fund)

基金旨在在長時間推移提供高收益。基金將最少70%的資產投資於在大中華地區（包括中國、香港、澳門和台灣）設立總部或進行大部份業務之發行機構的未達投資級別或未獲評級債務證券。該等證券屬高風險，將不需要符合最低評級標準，及未必會獲得任何國際認可評級機構就信譽給予評級。基金亦可在輔助基礎上投資於貨幣市場工具。基金可按所示百分比投資於以下資產：中國境外債券（包括點心債券）：最多100%；上市中國境內企業債券和政府債券，包括城投債、資產抵押證券和未達投資級別或未獲評級債券（直接及／或間接）：最多60%（總計）；混合證券及或然可換股（CoCo）債券：少於30%，其中CoCo的比重少於20%。基金亦可投資於其他後償金融債和優先股。基金對受壓證券的投資比重以其資產的10%為限。基金的投資不受貨幣限制。（關於基金的投資目標詳情請參閱基金章程）

The investment objective was changed in 2020.  
投資目標已於2020年作出修訂。

Cumulative Performance 累積表現 (%)

	YTD 年初至今	3 mth 3 個月	6 mth 6 個月	1 yr 1 年	3 yr 3 年	5 yr 5 年	Since Launch 自推出以來
A-ACC-USD A股-累積-美元	6.1	6.1	10.1	-5.0	-40.7	-34.0	-17.7
A-MINCOME(G)-USD (H) A股-每月特色派息(G)-美元(對沖)	6.1	6.1	10.1	-5.0	-40.9	-34.2	-18.0
A-MINCOME(G)-HKD (H) A股-每月特色派息(G)-港元(對沖)	5.8	5.8	9.7	-6.0	-42.1	-35.6	-21.5
A-HMDIST(G)-AUD (H) A股-H每月派息(G)-澳元(對沖)	5.8	5.8	9.4	-6.2	-42.6	-37.3	-21.0
Index 指數	6.4	6.4	10.5	-16.9	-61.7	-56.5	-45.3

Source: Fidelity, NAV-NAV basis, in respective currencies with dividends re-invested. Index performance (if any) is calculated in the currency of the first share class listed in the table.  
資料來源：富達，以資產淨值及各自貨幣計算，並假設股息盈利再作投資。指數表現（如有）以表內列示第一項股份類別之貨幣計算。

Calendar Year Performance 曆年表現 (%)

	2019	2020	2021	2022	2023
A-ACC-USD A股-累積-美元	12.9	8.4	-19.0	-24.7	-8.6
A-MINCOME(G)-USD (H) A股-每月特色派息(G)-美元(對沖)	12.9	8.4	-18.9	-25.0	-8.6
A-MINCOME(G)-HKD (H) A股-每月特色派息(G)-港元(對沖)	12.2	8.6	-18.9	-25.5	-9.6
A-HMDIST(G)-AUD (H) A股-H每月派息(G)-澳元(對沖)	11.7	7.3	-19.1	-25.8	-9.9
Index 指數	14.5	9.4	-33.3	-33.2	-20.5

Source: Fidelity, NAV-NAV basis, in respective currencies with dividends re-invested. Index performance (if any) is calculated in the currency of the first share class listed in the table.  
資料來源：富達，以資產淨值及各自貨幣計算，並假設股息盈利再作投資。指數表現（如有）以表內列示第一項股份類別之貨幣計算。

Fidelity Funds - China High Yield Fund
富達基金 - 中國高收益基金

31 March 2024 年3月31日

Measures 衡量指標

Table with 3 columns: Measure, Fund, Index. Rows include Annualised Volatility (3 years), Beta (3 years), Sharpe Ratio (3 years), Yield to Maturity, Running Yield, Effective Duration, Average Credit Rating, Asset Type - Investment grade credit (ex-treasury), Asset Type - High yield bond (%).

Top 10 Holdings 10大公司或債券持倉 (%)

Table with 3 columns: Holding, Fund, Index. Rows list top 10 holdings such as ENN CLEAN, BANK OF COM, ICB CHINA, WEST CHINA CEM, STUDIO CITY FIN, etc.

Dividend 派息

Table with 4 columns: Share Class, Dividend per Unit, Annualised rate, Ex-Dividend Date. Rows show dividend details for A-ACC-USD, A-MINCOME(G)-USD, A-MINCOME(G)-HKD, A-HMDIST(G)-AUD, and A-H monthly distributions.

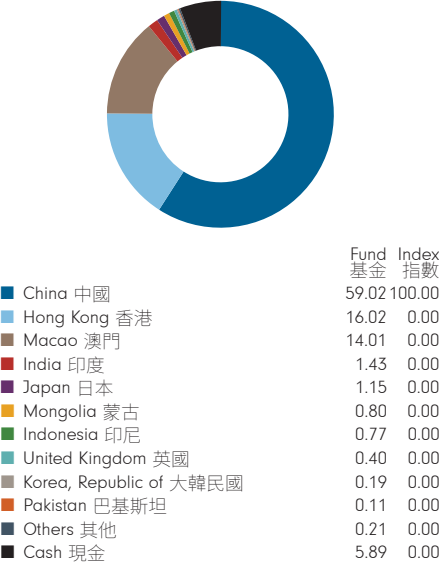
(#) Annualised distributions = [(1+dividend per share/ex-dividend NAV)^distribution frequency]-1. Annualised distributions are for indicative purpose only, which may be higher or lower than the actual annual dividend distributions. Dividend rate of the fund does not represent the return of the fund, and past dividend rate does not represent future dividend rate. Distribution amount is not guaranteed. Please see www.fidelity.com.hk for full details of dividend information of all applicable share classes. 年度化分派率 = [(1+每股股息 / 除息日資產淨值) ^ 每年派息次數]-1。年度化分派率僅供說明用途，其可能高於或低過實際全年股息分派率。基金的股息率並不代表基金的回報，過去的股息率亦不代表將來的股息率。派息金額並不獲保證。請瀏覽 www.fidelity.com.hk 參閱所有相關股份類別的派息資料。

Share Class Details & Codes 股份類別資料及代碼

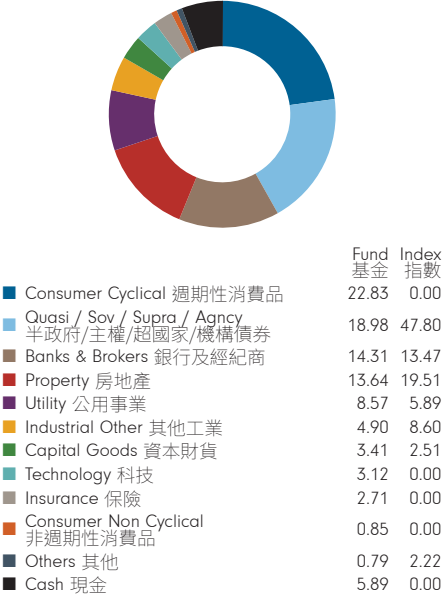
Table with 5 columns: Share Class, Launch Date, NAV, Bloomberg Ticker, ISIN. Rows list share classes: A-ACC-USD, A-MINCOME(G)-USD, A-MINCOME(G)-HKD, A-HMDIST(G)-AUD.

A-ACC: accumulating share class. A-MINCOME(G): monthly gross income share class. A-HMDIST(G)(H): monthly distributing gross income hedged share class. Distribution amount not guaranteed. A股-累積：累積股份類別。A股-每月特色派息(G)：每月總收益特色派息股份類別。A股-H每月派息(G)(對沖)：每月總收益派息(對沖)股份類別。派息金額並不獲保證。

Geographic Exposure 地區分佈 (%)



Sector Exposure 行業分佈 (%)



Credit Rating Exposure 信用評級分佈 (%)

Table with 3 columns: Credit Rating, Fund, Index. Rows show credit rating distribution: AAA/Aaa, AA/Aa, A, BBB/Baa, BB/Ba, B, CCC and Below, Other, Cash.

Other includes bonds that are not rated, interest rate derivatives, FX / derivative P&L, and rounding adjustment. 其他包括沒有評級之債券、利率衍生工具、外匯/衍生工具損益及四捨五入調整。

Currency Exposure 貨幣投資分佈 (%)

Table with 3 columns: Currency, Fund, Index. Rows show currency exposure: USD, CNY, EUR, JPY, GBP, Other, Total.

# Fidelity Funds - China High Yield Fund

## 富達基金 - 中國高收益基金

31 March 2024 年3月31日

Annual report  
年度報告



Semi-Annual report  
半年度報告



Prospectus  
認購章程



Product Key Facts  
產品資料概要



Fund announcements  
基金通告



For A-HMDIST(G)(hedged) share class, dividend distributions may include a premium when the interest rate of the hedged currency is higher than the fund's reference currency interest rate and may be discounted when the interest rate of the hedged currency is lower than the fund's reference currency interest rate. The Board expects to recommend distribution of substantially the whole gross investment income, and may determine the extent dividends may be paid out of realised and unrealised capital gains as well as capital. 就A股-H每月派息(G)(對沖)股份類別而言，股息分派可能計入因對沖貨幣的利率高於基金報價貨幣利率而產生的溢價，以及因對沖貨幣利率低於基金報價貨幣的利率而出現的折讓。董事會預期將就幾乎所有的總投資收益建議派發股息，並可能釐定從已變現及未變現資本收益以至資本中撥付的股息水平。

Top issuers table: credit derivatives relating to any specific issuer are included, but derivatives relating to government bonds and to bond indices are excluded. Geographic exposure basis is domicile of issuer. Running Yield describes the income investors get from their portfolio as a percentage of market value of the securities and does not include the impact of fees. Effective Duration takes into account all investments in the fund, including derivatives. Average Credit Rating takes into account all investments in the fund, including derivatives. The weight assigned to each issue is equal to its market value weight. The credit rating table excludes derivatives. Currency exposure is after hedging. 持有量最高之發行商: 當中包括特定發行商的信貸衍生工具，但並不包括與政府債券及債券指數相關的衍生工具。平均信用評級分佈涵蓋基金中的所有投資(包括衍生工具)，並以各自市值作為比重計算。地區分佈根據發行商的註冊地分類。現時收益率為投資者所得收入與其投資組合市值之百分比比較。現時收益率並未反映收費之影響。有效存續期涵蓋基金中的所有投資(包括衍生工具)。平均信用評級分佈涵蓋基金中的所有投資(包括衍生工具)，並以各自市值作為比重計算。信用評級分佈並不包括衍生工具。貨幣投資分佈以對沖後的貨幣作準。

(†) Volatility measures are not calculated for funds which are less than 3 years old. 成立不足三年的基金之波幅不會被計算。

This material is issued by FIL Investment Management (Hong Kong) Limited and it has not been reviewed by the Securities and Futures Commission ("SFC"). Investors are reminded of concentration risks and volatility associated with sector funds. Investment involves risks. Past performance is not indicative of future performance. Please refer to the Fidelity Prospectus for Hong Kong Investors and Product Key Facts for further details (including the risk factors). If investment returns are not denominated in HKD or USD, US/HK dollar-based investors will be exposed to exchange rate fluctuations. Fidelity, Fidelity International, the Fidelity International logo and F symbol are trademarks of FIL Limited.

本文件由富達基金(香港)有限公司發行。本文件未經證券及期貨事務監察委員會審核。投資者應注意行業投資所帶來的風險。投資涉及風險。基金過去表現並不表示將來亦會有類似的業績，詳情請細閱富達香港投資者認購章程及產品資料概要(包括風險因素)。若投資收益並非以港元或美元計算，以美元/港元作出投資的投資者需承受匯率波動風險。「富達」、「Fidelity」、「Fidelity International」、「Fidelity International」標誌及F標誌均為FIL Limited的商標。