



# BOCHK All Weather Asian High Yield Bond Fund

**April 2024** (As of 28 March 2024)

## Important Information

- BOCHK All Weather Asian High Yield Bond Fund (the "Sub-Fund") is a Sub-Fund of BOCHK Wealth Creation Series.
- The Sub-Fund is to generate long-term capital growth and income by investing primarily in high yield fixed income securities issued by governments, government agencies, supra-nationals, banks or companies which are domiciled in or derive revenue from or have business or economic activities in Asia or are denominated in any Asian currencies, as well as deposits with the aforementioned banks or financial institutions.
- Investment involves risks. The Sub-Fund involves significant risks including but not limited to market risk, risks associated with debt securities rated below investment/recognized grade or unrated, general risks relating to debt securities (including but not limited to credit risk, interest rate risk, volatility and liquidity risk, downgrading risk, sovereign debt risk, valuation risk, risk related to credit ratings, credit rating agency risk, and "Dim Sum" bond market risks), concentration risk, emerging markets risk, currency risk, risks of investing in convertible bonds, risks associated with investments in debt instruments with loss-absorption features (LAP), risks associated with distribution out of capital, risks relating to hedging and the hedged classes, RMB currency risk/risks relating to RMB denominated securities, etc. Past performance is not indicative of future performance. The value of the Sub-Fund can be volatile. Investors may not get back the full amount of capital invested or may suffer significant loss.
- The Manager may at its discretion pay distribution out of, or effectively out of, capital of the Sub-Fund. Investors should note that the payment of distributions out of, or effective out of, capital represents a return or withdrawal of part of the amount the investors originally invested or from any capital gains attributable to that original investment. Any distributions involving payment of dividends out of, or effectively out of, capital of the Sub-Fund may result in an immediate reduction of the net asset value of the relevant classes of units.
- Investors should not solely rely on this document to make any investment decision. Please refer to the Explanatory Memorandum and the relevant appendix in detail (including the full text of risk factors stated therein) about the Sub-Fund. If you have any questions about the information of this document, please seek independent professional advice.

## Investment Objective

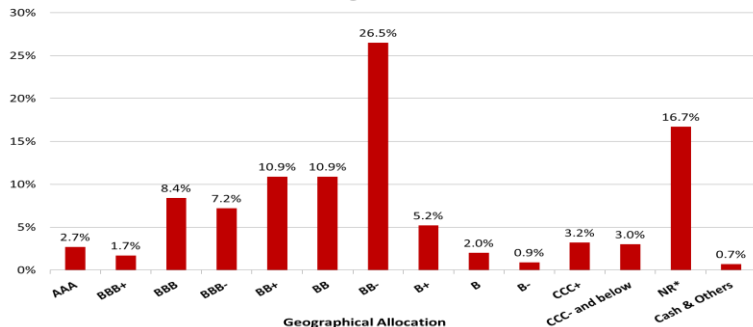
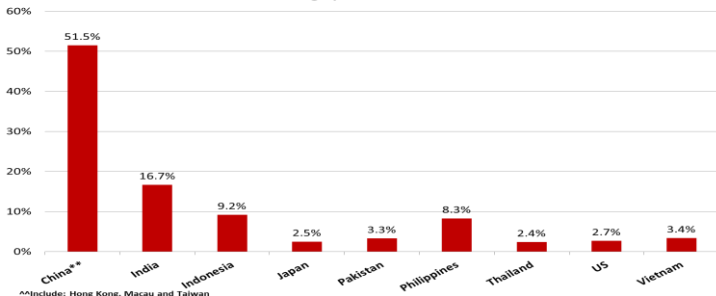
The investment objective of the Sub-Fund is to generate long-term capital growth and income by investing primarily in high yield fixed income securities issued by governments, government agencies, supra-nationals, banks or companies which are domiciled in or derive revenue from or have business or economic activities in Asia or are denominated in any Asian currencies, as well as deposits with the aforementioned banks or financial institutions.

## Fund Information

<b>Fund Manager</b>	BOCHK Asset Management Limited					
<b>Fund Size</b>	USD 8.11 Million					
<b>Dealing Frequency</b>	Daily					
<b>Subscription Fee</b>	Up to 3.00%					
<b>Redemption Fee</b>	Nil					
<b>Management Fee</b>	1.25% p.a.					
<b>Dividend Policy*</b>	Aims to pay dividend on monthly basis. Dividends may be paid out of the fund's capital. <small>Refer to Important Information 4.</small>					
<b>Base Currency</b>	USD					
<b>Class</b>	Class A1 (USD)	Class A2 (HKD)	Class A4 (AUD-H)	Class A7 (GBP-H)	Class A9 (RMB-H)	Class A10 (EUR-H)
<b>Class Launch Date</b>	29/06/20	29/06/20	29/06/20	29/06/20	29/06/20	29/06/20
<b>NAV per unit*</b>	5.79	5.84	5.67	5.69	5.94	5.67
<b>Min. Investment (Initial)</b>	USD 1,000	HKD 10,000	AUD 1,000	GBP 1,000	RMB 10,000	EUR 1,000
<b>Min. Investment (Additional)</b>	USD 1,000	HKD 10,000	AUD 1,000	GBP 1,000	RMB 10,000	EUR 1,000
<b>Bloomberg ID</b>	BOAHYA 1 HK	BOAHYA 2 HK	BOAHYA 4 HK	BOAHYA 7 HK	BOAHYA 9 HK	BOAHA 10 HK
<b>ISIN</b>	HK000006 13221	HK000006 13239	HK000006 13254	HK000006 13288	HK000006 13304	HK000006 13312

\*NAV without dividend reinvested. \*Amount or dividend rate is not guaranteed. Please refer to the offering document for details of other fees.

## Allocation

**Rating Allocations\*\***

**Geographical Allocation**


\*\*Include: Hong Kong, Macau and Taiwan

\*\* The above refers to the credit ratings of the underlying fixed income securities of the Sub-Fund. The Sub-Fund will adopt credit ratings from Standard & Poor's or Moody's or an equivalent rating from an internationally recognised rating agency. If the relevant security does not itself have a credit rating, then reference can be made to the credit rating of the issuer of the security. If both the security and the relevant issuer are not rated, then the security will be classified as unrated.

Source: BOCHK Asset Management Limited. Figures presented in % of NAV.

## Top 10 Holdings – Bonds

Greentown China Holdings Ltd 4.7% 29 Apr 2025	5.9%
Royal Capital BV 5% Perp	4.6%
China Oil & Gas Group Ltd 4.7% 30 Jun 2026	4.3%
Greenko Power II Ltd 4.3% 13 Dec 2028	4.1%
West China Cement Ltd 4.95% 8 Jul 2026	4.0%
San Miguel Corp 5.5% Perp	3.7%
Mong Duong Finance Holdings BV 5.125% 7 May 2029	3.3%
Pakistan Government International Bond 6.875% 5 Dec 2027	3.2%
MGM China Holdings Ltd 4.75% 1 Feb 2027	3.2%
Indika Energy Capital III Pte Ltd 5.875% 9 Nov 2024	3.1%

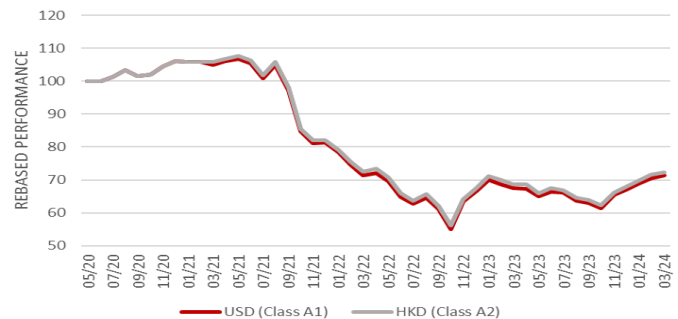
## Portfolio Characteristics

Average Yield to Worst : 10.4% p.a.\*

Average Duration : 2.6 Years

\* This figure is for reference only and is estimated based on the best judgement for the securities in the investment portfolio on the date shown by BOCHK Asset Management Limited. It does not represent future performance as well as actual performance. It excludes currency hedging income or cost and could fluctuate widely from period to period. The Sub Fund uses weighted average yield to worst (YTW) to show the Portfolio characteristic. YTW is the lowest potential yield that can be received on the bond portfolio without the issuer actually defaulting. YTW is calculated by making worst case scenario assumptions on the issue by calculating the returns that would be received if provisions, like issuer call.

## Performance Chart (in USD & HKD)<sup>5</sup>



## Total Return Performance<sup>5</sup>

Cumulative	YTD	3 months	1 year	3 years	Since launch
<b>Class A1 (USD)</b>	6.4%	6.4%	5.8%	-32.0%	-28.6%
<b>Class A2 (HKD)</b>	6.4%	6.4%	5.3%	-31.6%	-27.6%
<b>Class A4 (AUD-H)</b>	6.1%	6.1%	3.2%	-34.3%	-31.4%
<b>Class A7 (GBP-H)</b>	6.1%	6.1%	4.8%	-33.3%	-30.3%
<b>Class A9 (RMB-H)</b>	5.6%	5.6%	2.7%	-32.8%	-28.4%
<b>Class A10 (EUR-H)</b>	5.8%	5.8%	2.6%	-36.4%	-33.6%
Calendar Year	2023	2022	2021	2020 <sup>^</sup>	2019
<b>Class A1 (USD)</b>	0.7%	-18.0%	-23.4%	6.1%	N/A
<b>Class A2 (HKD)</b>	0.9%	-17.9%	-22.6%	6.1%	N/A
<b>Class A4 (AUD-H)</b>	-2.2%	-18.7%	-23.1%	5.6%	N/A
<b>Class A7 (GBP-H)</b>	-0.3%	-18.5%	-23.5%	5.7%	N/A
<b>Class A9 (RMB-H)</b>	-2.3%	-17.5%	-21.4%	7.0%	N/A
<b>Class A10 (EUR-H)</b>	-2.7%	-19.7%	-24.0%	5.6%	N/A

Source: BOCHK Asset Management Limited.

<sup>^</sup>Since launch date to the end of the same year.

<sup>5</sup>Performance is calculated net of fees and on NAV to NAV with dividends reinvested, rebased to 100. Investment involves risks. Past performance figures are not indicative of future performance.

Investment involves risks. Please refer to the offering document(s) for details, including the risk factors.

Information herein may be obtained from sources believed to be reliable. BOCHK Asset Management Limited has reasonable belief that such information is accurate, complete and up-to-date. This document is issued by BOCHK Asset Management Limited, the content of which has not been reviewed by the Securities and Futures Commission ("SFC").

Please contact fund distributors, financial advisor or visit [www.bochkam.com](http://www.bochkam.com) (this website has not been reviewed by the SFC) for further information.

## BOCHK All Weather Asian High Yield Bond Fund

April 2024 (As of 28 March 2024)


**中銀香港資產管理有限公司**  
 BOCHK ASSET MANAGEMENT LIMITED
Dividend History<sup>#</sup>

	Share Class	Ex Dividend Date	NAV as of ex dividend date	Dividend	Annualised Yield
03/2024	Class A1 (USD)	2024/03/28	USD 5.79	USD 0.028	5.96%
	Class A2 (HKD)	2024/03/28	HKD 5.84	HKD 0.029	6.12%
	Class A4 (AUD-H)	2024/03/28	AUD 5.67	AUD 0.023	4.98%
	Class A7 (GBP-H)	2024/03/28	GBP 5.69	GBP 0.027	5.85%
	Class A9 (RMB-H)	2024/03/28	RMB 5.94	RMB 0.019	3.91%
	Class A10 (EUR-H)	2024/03/28	EUR 5.67	EUR 0.022	4.76%
02/2024	Class A1 (USD)	2024/02/29	USD 5.74	USD 0.028	6.01%
	Class A2 (HKD)	2024/02/29	HKD 5.80	HKD 0.028	5.95%
	Class A4 (AUD-H)	2024/02/29	AUD 5.62	AUD 0.023	5.02%
	Class A7 (GBP-H)	2024/02/29	GBP 5.65	GBP 0.027	5.89%
	Class A9 (RMB-H)	2024/02/29	RMB 5.90	RMB 0.021	4.36%
	Class A10 (EUR-H)	2024/02/29	EUR 5.63	EUR 0.022	4.79%
01/2024	Class A1 (USD)	2024/01/31	USD 5.64	USD 0.028	6.12%
	Class A2 (HKD)	2024/01/31	HKD 5.69	HKD 0.028	6.07%
	Class A4 (AUD-H)	2024/01/31	AUD 5.53	AUD 0.022	4.88%
	Class A7 (GBP-H)	2024/01/31	GBP 5.55	GBP 0.027	6.00%
	Class A9 (RMB-H)	2024/01/31	RMB 5.80	RMB 0.015	3.15%
	Class A10 (EUR-H)	2024/01/31	EUR 5.54	EUR 0.021	4.64%
12/2023	Class A1 (USD)	2023/12/29	USD 5.52	USD 0.026	5.80%
	Class A2 (HKD)	2023/12/29	HKD 5.57	HKD 0.027	5.97%
	Class A4 (AUD-H)	2023/12/29	AUD 5.41	AUD 0.021	4.76%
	Class A7 (GBP-H)	2023/12/29	GBP 5.44	GBP 0.025	5.66%
	Class A9 (RMB-H)	2023/12/29	RMB 5.68	RMB 0.017	3.65%
	Class A10 (EUR-H)	2023/12/29	EUR 5.42	EUR 0.020	4.52%
11/2023	Class A1 (USD)	2023/11/30	USD 5.41	USD 0.026	5.92%
	Class A2 (HKD)	2023/11/30	HKD 5.45	HKD 0.027	6.11%
	Class A4 (AUD-H)	2023/11/30	AUD 5.31	AUD 0.021	4.85%
	Class A7 (GBP-H)	2023/11/30	GBP 5.33	GBP 0.026	6.01%
	Class A9 (RMB-H)	2023/11/30	RMB 5.56	RMB 0.018	3.95%
	Class A10 (EUR-H)	2023/11/30	EUR 5.31	EUR 0.020	4.61%

Source: BOCHK Asset Management Limited.

**\*Payment of dividend is not guaranteed.** The Manager has the discretion as to whether or not to make any distribution of dividends, the frequency of distribution and the amount of distributions, subject to the SFC's prior approval and not less than one month's prior notice to affected Unitholders. The Manager may at its discretion pay distribution out of, or effectively out of, capital of the Sub-Fund. Investors should note that the payment of distributions out of, or effective out of capital represents a return or withdrawal of part of the amount the investors originally invested or from any capital gains attributable to that original investment. Any distributions involving payment of dividends out of, or effectively out of capital of the Sub-Fund may result in an immediate reduction of the net asset value of the relevant classes of Units. The information indicated above is for your reference only. Please refer to the "Distributions" section stated in the appendix of the Sub-Fund. The calculation method of annualised yield:  $[(1 + \text{Distribution per Share/Price on Ex-date})^{\text{distribution frequency in a year}} - 1]$ . A positive distribution yield does not imply a positive return. Investment involves risks. Past performance figures are not indicative of future performance.

Achievements and Awards<sup>#</sup>

Asia Asset Management "2024 Best of the Best Awards"  
 Best of the Best Country Awards – Hong Kong  
 • Best RMB Manager



Asia Asset Management "2023 Best of the Best Awards"  
 Best of the Best Country Awards – Hong Kong  
 • Best RMB Manager  
**BENCHMARK "Fund of the Year Awards 2023"**  
**House Award**  
 • Outstanding Achiever, Asia Fixed Income  
 • Outstanding Achiever, China Fixed Income  
 • Outstanding Achiever, High Yield Fixed Income  
 • Outstanding Achiever, Flexible Mixed Asset



Asia Asset Management "2022 Best of the Best Awards"  
 Best of the Best Country Awards – Hong Kong  
 • Best China Fund House  
 • Best RMB Manager  
**BENCHMARK "Fund of the Year Awards 2022"**  
**House Award**  
 • Best-in-Class, China Fixed Income  
 • Outstanding Achiever, Asia Fixed Income  
 • Outstanding Achiever, RMB Fixed Income

<sup>#</sup>Source: The Asia Asset Management Best of the Best Awards are issued by Asia Asset Management, reflecting performance as at November 30 of previous year. Please visit [www.asiaasset.com](http://www.asiaasset.com) for award details.

The BENCHMARK Fund of the Year Awards are issued by BENCHMARK in the year specified, reflecting performance as at end of September of the stated year. Please visit <https://www.benchmark.today/fund-awards-2023> for 2023 awards, and <https://www.benchmark.today/fund-awards-2022> for 2022 awards.

Investment involves risks. Please refer to the offering document(s) for details, including the risk factors.

Information herein may be obtained from sources believed to be reliable. BOCHK Asset Management Limited has reasonable belief that such information is accurate, complete and up-to-date. This document is issued by BOCHK Asset Management Limited, the content of which has not been reviewed by the Securities and Futures Commission ("SFC"). Please contact fund distributors, financial advisor or visit [www.bochkam.com](http://www.bochkam.com) (this website has not been reviewed by the SFC) for further information.