

BOCHK All Weather ESG Multi-Asset Fund

April 2024 (As of 28 March 2024)

Important Information

1. BOCHK All Weather ESG Multi-Asset Fund (the "Sub-Fund") is a Sub-Fund of BOCHK Wealth Creation Series.
2. The Sub-Fund is to provide income and capital growth over the medium and longer term through active asset allocation in a portfolio of fixed income securities and equity securities that are consistent with the principles of environmental, social and governance ("ESG") focused investing.
3. Investment involves risks. The Sub-Fund involves significant risks including but not limited to market risk, ESG investment policy risk, risks associated with debt securities rated below investment/recognized grade or unrated, general risks relating to debt securities (including but not limited to credit risk, interest rate risk, volatility and liquidity risk, downgrading risk, sovereign debt risk, valuation risk, risk related to credit ratings, and "Dim Sum" bond market risks), equity investment/volatility risk, currency risk, risks of investing in convertible bonds, risks relating to dynamic asset allocation strategy, risks associated with distribution out of capital, risk relating to hedging and the hedged classes, RMB currency risk/risks relating to RMB denominated securities, etc. Past performance is not indicative of future performance. The value of the Sub-Fund can be volatile. Investors may not get back the full amount of capital invested or may suffer significant loss.
4. The Manager may at its discretion pay distribution out of, or effectively out of, capital of the Sub-Fund. Investors should note that the payment of distributions out of, or effective out of, capital represents a return or withdrawal of part of the amount the investors originally invested or from any capital gains attributable to that original investment. Any distributions involving payment of dividends out of, or effectively out of, capital of the Sub-Fund may result in an immediate reduction of the net asset value of the relevant classes of units.
5. Investors should not solely rely on this document to make any investment decision. Please refer to the Explanatory Memorandum and the relevant appendix in detail (including the full text of risk factors stated therein) about the Sub-Fund. If you have any questions about the information of this document, please seek independent professional advice.

Investment Objective

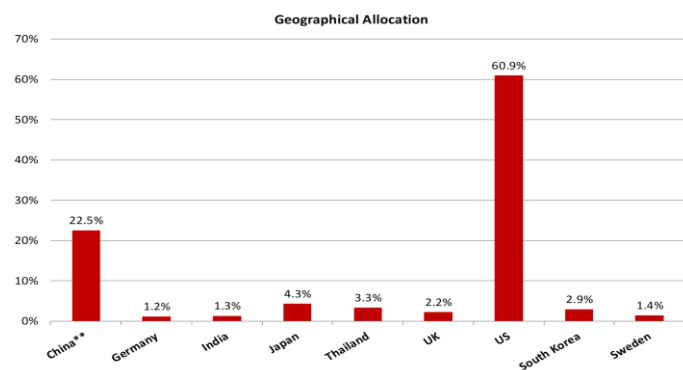
The investment objective of the Sub-Fund is to provide income and capital growth over the medium and longer term through active asset allocation in a portfolio of fixed income securities and equity securities that are consistent with the principles of environmental, social and governance ("ESG") focused investing.

Fund Information

Fund Manager	BOCHK Asset Management Limited					
Fund Size (Million)	USD 14.26 Million					
Dealing Frequency	Daily					
Subscription Fee	Up to 5.25%					
Redemption Fee	Nil					
Management Fee	1.50% p.a.					
Dividend Policy[#]	Aims to pay dividend on monthly basis. Dividends are not guaranteed may be paid out of the fund's capital <small>Refer to Important Information 4.</small>					
Base Currency	USD					
Class	Class A1 (USD)	Class A2 (HKD)	Class A4 (AUD-H)	Class A7 (GBP-H)	Class A8 (RMB-H)	Class A10 (EUR-H)
Launch Date	29/07/21	29/07/21	29/07/21	29/07/21	29/07/21	29/07/21
NAV per unit*	8.63	8.69	8.31	8.44	8.60	8.43
Minimum Investment (Initial)	USD 1,000	HKD 10,000	AUD 1,000	GBP 1,000	RMB 10,000	EUR 1,000
Minimum Investment (Additional)	USD 1,000	HKD 10,000	AUD 1,000	GBP 1,000	RMB 10,000	EUR 1,000
Bloomberg ID	BOWEM AU HK	BOWEM AH HK	BOWEM AA HK	BOWEM AG HK	BOWEC NY HK	BOWEMAE HK
ISIN	HK0000 730819	HK0000 730827	HK00007 30843	HK0000 730876	HK00007 30892	HK0000730 900

*NAV without dividend reinvested. [#]Amount or dividend rate is not guaranteed. Please refer to the offering document for details of other fees.

Geographical Allocation



**Include: Hong Kong, Macau & Taiwan

Source: BOCHK Asset Management Limited. Figures presented in % of NAV.

Allocation

Equity

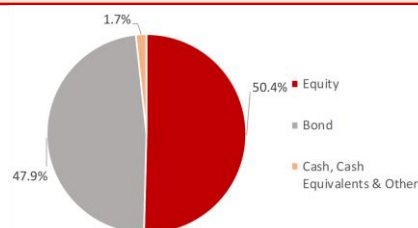
Communications	16.3%
Consumer, Cyclical	7.8%
Consumer, Non-cyclical	3.9%
Financial	4.3%
Industrial	1.7%
Technology	14.9%
Utilities	1.5%
Equity Sub-Total	50.4%

Bond

Basic Materials	3.2%
Communications	6.0%
Consumer, Cyclical	1.4%
Energy	2.8%
Financial	17.9%
Industrial	1.4%
Technology	1.4%
Utilities	1.4%
Government	12.4%
Bond Sub-Total	47.9%

Cash & Equivalents

1.7%



Source: BOCHK Asset Management Limited.

Top 5 Holdings - Equities

Microsoft Corp	4.4%
Walt Disney Co/The	4.3%
Amazon.com Inc	3.8%
Meta Platforms Inc	3.4%
Alphabet Inc	3.2%

Top 5 Holdings - Bonds

Us Treasury N/B 3% S/A 15Aug2052	4.4%
Us Treasury N/B 3.625% S/A 15Feb2053	4.0%
Baidu Inc 2.375% S/A 23Aug2031	3.5%
Bank Of East Asia Ltd 5.875% S/A Perp	3.5%
Us Treasury N/B 3.5% S/A 15Feb2033	2.7%

Investment involves risks. Please refer to the offering document(s) for details, including the risk factors.

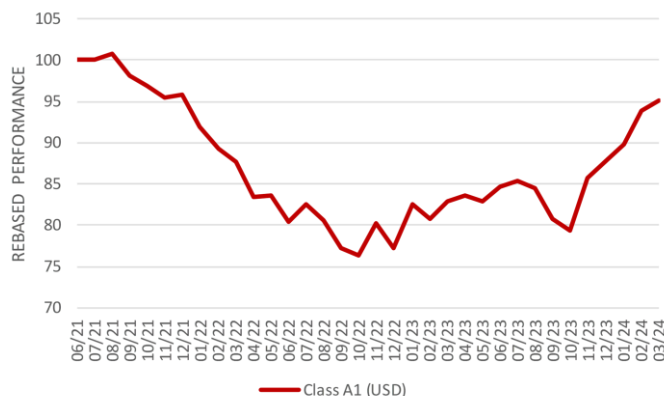
Information herein may be obtained from sources believed to be reliable. BOCHK Asset Management Limited has reasonable belief that such information is accurate, complete and up-to-date. This document is issued by BOCHK Asset Management Limited, the content of which has not been reviewed by the Securities and Futures Commission of Hong Kong.

Please contact fund distributors, financial advisor or visit www.bochkam.com for further information.



BOCHK All Weather ESG Multi-Asset Fund

April 2024 (As of 28 March 2024)

Performance Chart (in USD)⁵

Total Return Performance⁶

Cumulative	YTD	3 months	1 year	3 years	Since launch
Class A1 (USD)	8.3%	8.3%	14.8%	N/A	-4.8%
Class A2 (HKD)	8.5%	8.5%	14.4%	N/A	-4.1%
Class A4 (AUD-H)	7.7%	7.7%	11.5%	N/A	-10.2%
Class A7 (GBP-H)	8.1%	8.1%	13.4%	N/A	-7.6%
Class A9 (RMB-H)	7.5%	7.5%	11.3%	N/A	-7.1%
Class A10 (EUR-H)	7.7%	7.7%	12.0%	N/A	-10.5%
Calendar Year	2023	2022	2021[^]	2020	2019
Class A1 (USD)	13.7%	-19.3%	-4.3%	N/A	N/A
Class A2 (HKD)	14.0%	-19.3%	-4.0%	N/A	N/A
Class A4 (AUD-H)	10.5%	-20.8%	-4.7%	N/A	N/A
Class A7 (GBP-H)	12.3%	-20.3%	-4.6%	N/A	N/A
Class A9 (RMB-H)	10.3%	-19.0%	-3.3%	N/A	N/A
Class A10 (EUR-H)	10.8%	-21.3%	-4.8%	N/A	N/A

Source: BOCHK Asset Management Limited. [^]Since launch date to the end of the same year.

⁵Performance is calculated net of fees and on NAV to NAV with dividends reinvested, rebased to 100. Investment involves risks. Past performance figures are not indicative of future performance.

Dividend History[#]

	Share Class	Ex Dividend Date	NAV as of ex dividend date	Dividend	Annualised Yield
03/2024	Class A1 (USD)	2024/03/28	USD 8.63	USD 0.028	3.96%
	Class A2 (HKD)	2024/03/28	HKD 8.69	HKD 0.028	3.94%
	Class A4 (AUD-H)	2024/03/28	AUD 8.31	AUD 0.020	2.93%
	Class A7 (GBP-H)	2024/03/28	GBP 8.44	GBP 0.027	3.91%
	Class A9 (RMB-H)	2024/03/28	RMB 8.60	RMB 0.014	1.97%
	Class A10 (EUR-H)	2024/03/28	EUR 8.43	EUR 0.018	2.59%
02/2024	Class A1 (USD)	2024/02/29	USD 8.54	USD 0.028	4.01%
	Class A2 (HKD)	2024/02/29	HKD 8.60	HKD 0.028	3.98%
	Class A4 (AUD-H)	2024/02/29	AUD 8.23	AUD 0.020	2.96%
	Class A7 (GBP-H)	2024/02/29	GBP 8.36	GBP 0.026	3.80%
	Class A9 (RMB-H)	2024/02/29	RMB 8.52	RMB 0.017	2.42%
	Class A10 (EUR-H)	2024/02/29	EUR 8.34	EUR 0.018	2.62%
01/2024	Class A1 (USD)	2024/01/31	USD 8.20	USD 0.027	4.02%
	Class A2 (HKD)	2024/01/31	HKD 8.24	HKD 0.027	4.00%
	Class A4 (AUD-H)	2024/01/31	AUD 7.90	AUD 0.019	2.92%
	Class A7 (GBP-H)	2024/01/31	GBP 8.02	GBP 0.026	3.96%
	Class A9 (RMB-H)	2024/01/31	RMB 8.18	RMB 0.010	1.48%
	Class A10 (EUR-H)	2024/01/31	EUR 8.01	EUR 0.017	2.58%
12/2023	Class A1 (USD)	2023/12/29	USD 8.05	USD 0.025	3.79%
	Class A2 (HKD)	2023/12/29	HKD 8.09	HKD 0.025	3.77%
	Class A4 (AUD-H)	2023/12/29	AUD 7.77	AUD 0.017	2.66%
	Class A7 (GBP-H)	2023/12/29	GBP 7.88	GBP 0.023	3.56%
	Class A9 (RMB-H)	2023/12/29	RMB 8.04	RMB 0.012	1.81%
	Class A10 (EUR-H)	2023/12/29	EUR 7.88	EUR 0.015	2.31%

Source: BOCHK Asset Management Limited.

[#]Payment of dividend is not assured. In general or in respect of any class of Participating Shares, the distribution policy of the Fund can be varied from time to time, at the sole and absolute discretion of the Manager. The calculation method of annualised yield: $[(1 + \text{Distribution per Share/Price on Ex-date})^{\text{distribution frequency in a year}} - 1]$. A positive distribution yield does not imply a positive return. Investment involves risks. Past performance figures are not indicative of future performance.

Achievements and Awards^c

Asia Asset Management "2024 Best of the Best Awards"
Best of the Best Country Awards – Hong Kong
• Best RMB Manager

Asia Asset Management "2023 Best of the Best Awards"
Best of the Best Country Awards – Hong Kong
• Best RMB Manager

BENCHMARK "Fund of the Year Awards 2023"
House Award

- Outstanding Achiever, Asia Fixed Income
- Outstanding Achiever, China Fixed Income
- Outstanding Achiever, High Yield Fixed Income
- Outstanding Achiever, Flexible Mixed Asset

^cSource: The Asia Asset Management Best of the Best Awards are issued by Asia Asset Management, reflecting performance as at November 30 of previous year. Please visit www.asiaasset.com for awards details.

The BENCHMARK Fund of the Year Awards are issued by BENCHMARK in the year specified, reflecting performance as at end of September of the stated year. Please visit <https://www.benchmark.today/fund-awards-2023> for 2023 awards.

Investment involves risks. Please refer to the offering document(s) for details, including the risk factors.

Information herein may be obtained from sources believed to be reliable. BOCHK Asset Management Limited has reasonable belief that such information is accurate, complete and up-to-date. This document is issued by BOCHK Asset Management Limited, the content of which has not been reviewed by the Securities and Futures Commission of Hong Kong.

Please contact fund distributors, financial advisor or visit www.bochkam.com for further information.



Analysis and screening process of ESG

- As for ESG rating (including quantitative and qualitative adjustments), **BOCHK Asset Management Limited ("BOCHK Asset Management")** and **Amundi Hong Kong Limited ("Amundi Hong Kong")** adopt dynamic rating methods to assess a company's ESG performance by assigning a score to each individual rating element under company's environmental, social and governance factors, respectively.
- When selecting eligible ESG investments, the two internal ESG models of **Amundi Hong Kong and BOCHK Asset Management** are employed to evaluate one or more ESG principles, so as to identify the best ESG investment solution for investors. Methods of ESG selection and rating areas follows:

ESG rating method of Amundi Hong Kong, the investment advisor: Amundi Asset Management received the "Best ESG Strategy Advisor" award in the asset management category from *AsianInvestor* in 2021¹. Combined with its global investment and ESG expertise advantages, it carries out a comprehensive assessment of investable ESG companies around the world and provides analysis indicators to BOCHK Asset Management as investment reference.

Establish an ESG investment strategy by integrating three steps²

Exclude low-rating industries

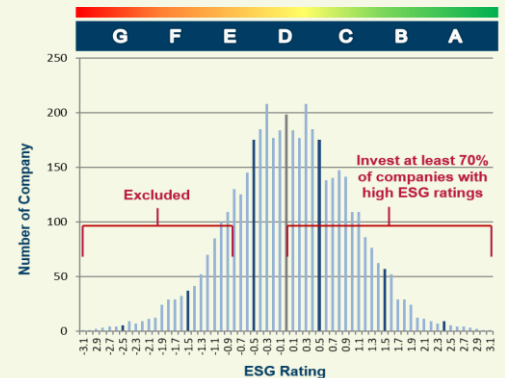
Avoid debatable industries, such as coal, tobacco companies, etc.

Focus on high-rating enterprises

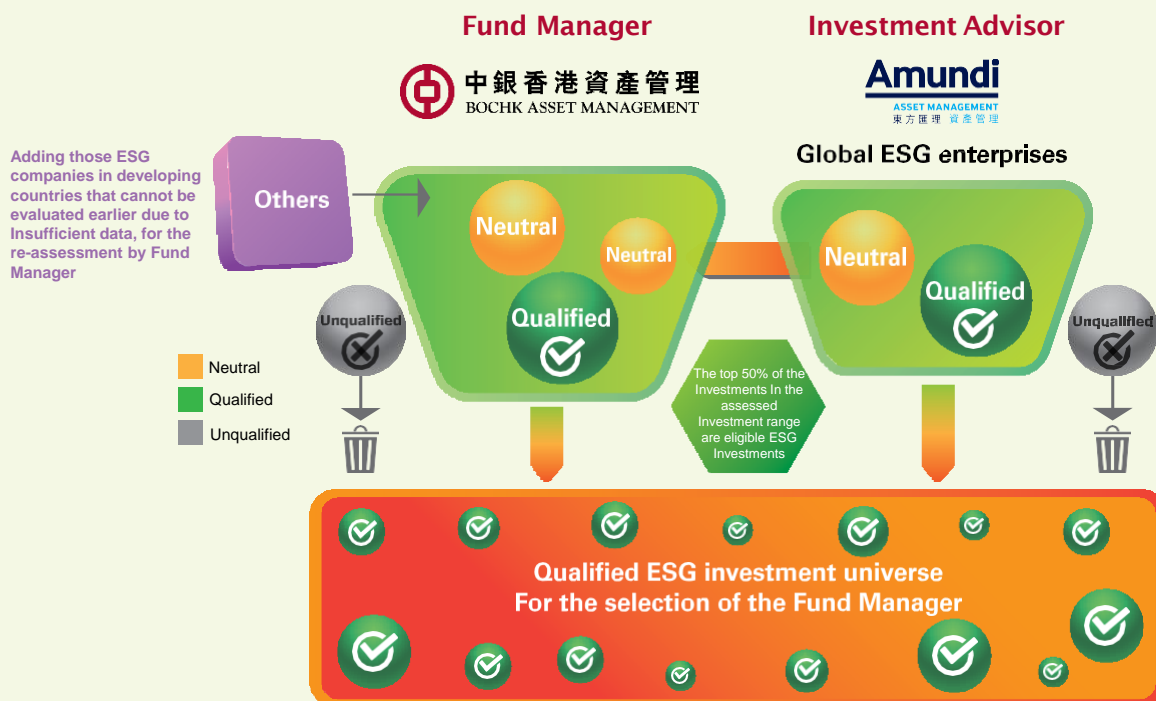
Choose ESG rating level E or above only

Emphasize superior ESG rating companies

Invest at least 70% in companies with high ESG ratings (D level and above)



Stringent internal ESG rating method established by BOCHK Asset Management ("Fund Manager ESG Score"): Backed by the strength of BOCHK Asset Management's investment experience in emerging markets, especially in Asia, fund managers will consider not only the ESG recommendations of investment advisor, but also the market research results concerning developing markets where the pace of ESG development is slow. The final Fund Manager ESG scores will be issued through multiple screening process based on the independent third-party investment research institute as well as the internal database.



Note: The above is a combination of two different evaluation models that together are used to assess the companies by assigning scores to each individual rating factor under the environmental, social and governance categories, respectively, and defining them as qualified, neutral, or unqualified.
Source: BOCHK Asset Management, Amundi Hong Kong, as of May 21, 2021, for illustration purposes only and may change at any time, without prior notice.
Data Source of Fund Manager: Bloomberg, Refinitiv, JPMorgan ESG (JESG) Global Fixed Income Indices.

Remark: The Fund Manager will perform the due diligence and monitor the underlying investments on a monthly basis for on-going monitoring.

Source:

1. Amundi Asset Management was awarded as "Best ESG Strategy Adviser" by *AsianInvestor*. Please visit www.asianinvestor.net/article/amundi-accelerates-esg-adoption-among-asset-owners/470420 for details.

2. Amundi Hong Kong. This is for illustrative purpose only and may vary due to market conditions without further notice. Data as at 31 May 2022.