

Schroders

Schroder International Selection Fund Greater China

A Accumulation USD | Data as at 31.03.2024

Important Information

The fund invests primarily in equity and equity related securities of People's Republic of China, Hong Kong SAR and Taiwan companies.

- The fund invests in equity securities would subject to equity investment risk.
 - The fund invests in the emerging and less developed markets which may be subject to greater risks, including ownership and custody risks, political and economic risks, market and settlement risks, etc..
 - The fund invests in the PRC and may be subject to change in political, social and economic policy risks, legal and regulatory risks, liquidity and volatility risks, etc..
 - There is no assurance of the QFI status and may be subject to the risk regarding application of QFI rules, repatriation and liquidity risks, etc..
 - The fund invests in the ChiNext market and/or STAR Board, and involves higher fluctuation on stock prices and liquidity risk, over-valuation risk, differences in regulation, etc., may result in significant losses.
 - The fund may use derivatives to meet its investment objective. Derivatives exposure may involve higher credit risk and counterparty risk, liquidity risk and valuation risk. In adverse situations, the fund may suffer significant losses from their derivative usage for hedging.
 - For distribution share classes/units, the distribution rate is not guaranteed. Distribution yield is not indicative of the return of the fund.
- Distributions maybe paid out of the capital of the fund at the Manager's discretion. This amounts to a return or withdrawal of part of the amount you originally invested or capital gains attributable to that and may result in an immediate decrease in the net asset value per share or decrease in the value of units of the relevant Distribution Units.
- You should not make any investment decision solely based on this document. Please read the relevant offering document carefully for further fund details including risk factors.

Investment Objectives

The Fund aims to provide capital growth in excess of the MSCI Golden Dragon (Net TR) index after fees have been deducted over a three to five year period by investing in equity and equity related securities of People's Republic of China, Hong Kong SAR and Taiwan companies.

Schroders

Schroder International Selection Fund Greater China

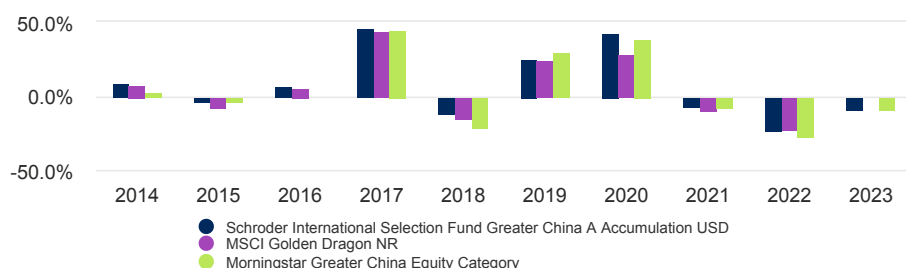
A Accumulation USD | Data as at 31.03.2024

Share class performance (Cumulative)

Performance (%)	1 month	3 months	6 months	YTD	1 year	3 years	5 years	10 years
Fund	1.9	-1.8	-3.2	-1.8	-16.6	-38.1	-1.4	63.1
Target	2.7	1.8	4.8	1.8	-5.2	-31.1	-2.5	49.8
Comparator	1.4	2.0	2.8	2.0	-10.4	-37.5	-4.7	30.9

Annual Performance (%)	2019	2020	2021	2022	2023
Fund	25.1	43.0	-7.1	-23.6	-9.2
Target	23.8	28.2	-9.5	-22.3	-0.9
Comparator	28.9	38.9	-7.3	-27.5	-8.7

Performance over 10 years (%)



Source: Morningstar, NAV to NAV, net income reinvested, net of fees, based on Schroder International Selection Fund Greater China A Accumulation USD Units, USD. Some performance differences between the fund and the benchmark may arise as the benchmark returns are not adjusted for non-dealing days of the fund. Schroder International Selection Fund is referred to as Schroder ISF. Schroder ISF Greater China was launched on 28.03.2002 to accommodate a transfer of shareholders from the Schroder China Dragon Fund (launched on 12.05.1997) to Schroder ISF. The management fee has been changed from 1.75% p.a. to 1.5% p.a. Prior to 28.03.2002 the fund uses the track record of the Schroder China Dragon Fund as a proxy performance track record. The benchmark has been changed from MSCI Golden Dragon Index to MSCI Golden Dragon Index Net TR on 02.04.2013. The full track record of the previous benchmark has been replaced with the new one. The Fund size quoted includes all classes of the Fund. Investment involves risks. Price of units may go down as well as up. Past performance is not indicative of future performance. Please refer to the relevant offering documents for fund details including risk factors. This material is issued by Schroder Investment Management (Hong Kong) Limited and has not been reviewed by the SFC. Performance is calculated from the share class's since launch date (28.03.2002). The names of the target and comparator(s) benchmarks may be displayed in abbreviation format, please refer to the Benchmark and corporate action information section for the full benchmark names.

Fund literature



Download the offering documents and investor notice [here](#)

Ratings and accreditation



Please refer to the Source and ratings information section for details on the icons shown above.

Fund facts

Fund manager	Louisa Lo
Fund launch date	28.03.2002
Fund base currency	USD
Fund size (Million)	USD 2,235.41
Number of holdings	79
Target	MSCI Golden Dragon NR
Comparator	Morningstar Greater China Equity Category
Unit NAV	USD 64.7902
Hi/Lo (past 12 mths)	USD 77.8619 / USD 58.3813
Annualized Return (3Y)	-14.78%

Fees & expenses

Initial charge up to	5.00%
Annual management fee	1.500%
Redemption fee	0.00%

Codes

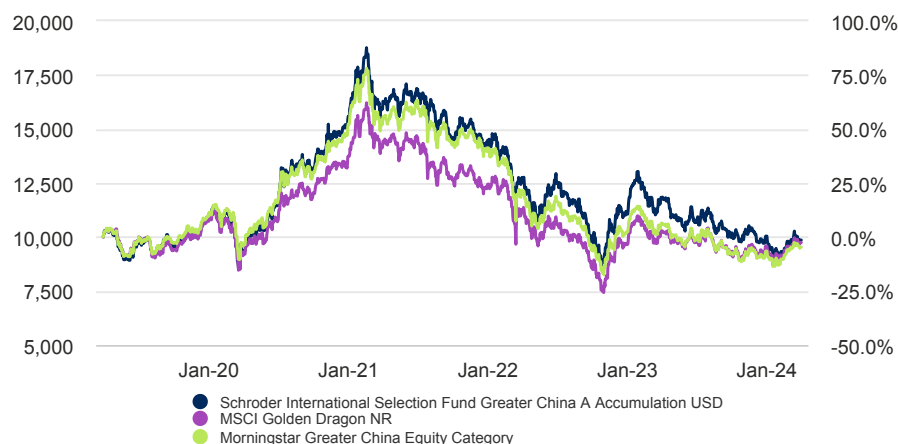
ISIN	LU0140636845
Bloomberg	SISGRCA LX
Reuters code	LU0140636845.LUF

Schroders

Schroder International Selection Fund Greater China

A Accumulation USD | Data as at 31.03.2024

Return of USD 10,000



Past Performance is not a guide to future performance and may not be repeated. The value of investments and the income from them may go down as well as up and investors may not get back the amounts originally invested. Exchange rate changes may cause the value of any overseas investments to rise or fall. Performance data does not take into account any commissions and costs, if any, charged when units or shares of any fund, as applicable, are issued and redeemed.

The chart is for illustrative purposes only and does not reflect an actual return on any investment.

Returns are calculated NAV to NAV (which means performance does not include the effect of any initial charges), net income reinvested, net of fees.

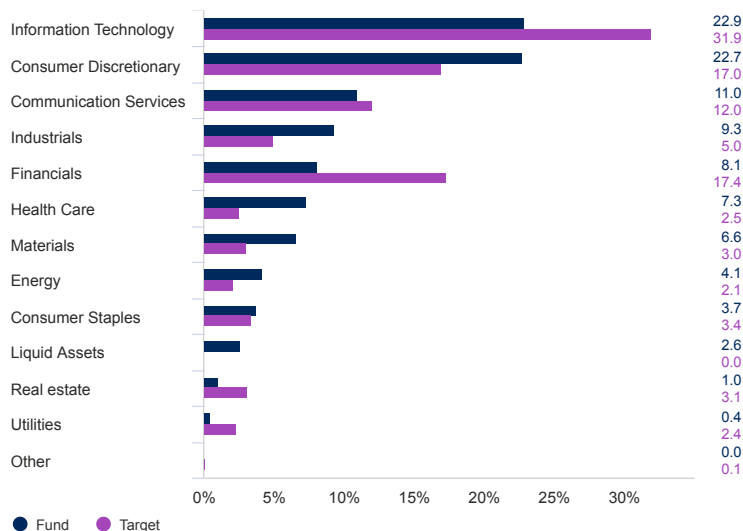
Risk statistics & financial ratios

	Fund	Target
Annual volatility (%) (3y)	26.0	25.2
Alpha (%) (3y)	-3.3	-
Beta (3y)	1.0	-
Sharpe ratio (3y)	-0.6	-0.5
Information ratio (3y)	-0.5	-
Price to book	2.3	-
Price to earnings	19.9	-
Predicted Tracking error (%)	5.2	-

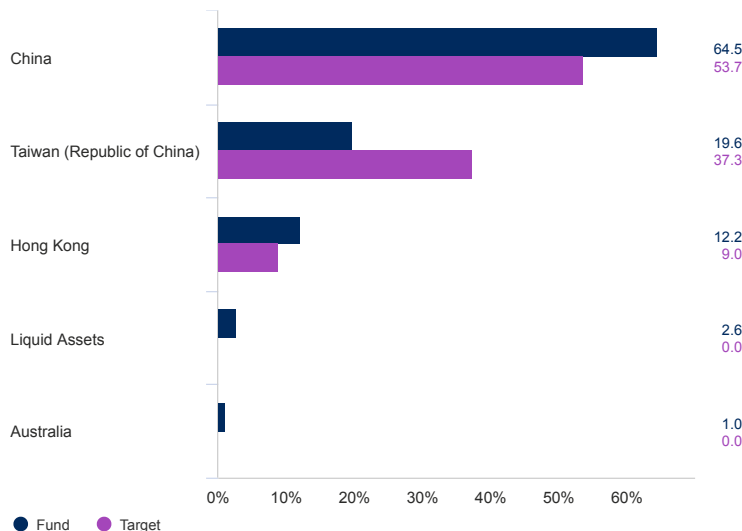
Source: Morningstar, and Schroders for the Predicted tracking error. The above ratios are based on NAV to NAV price based performance data. These financial ratios refer to the average of the equity holdings contained in the fund's portfolio and in the benchmark (if mentioned) respectively.

Asset allocation

Sector (%)



Geographical breakdown (%)

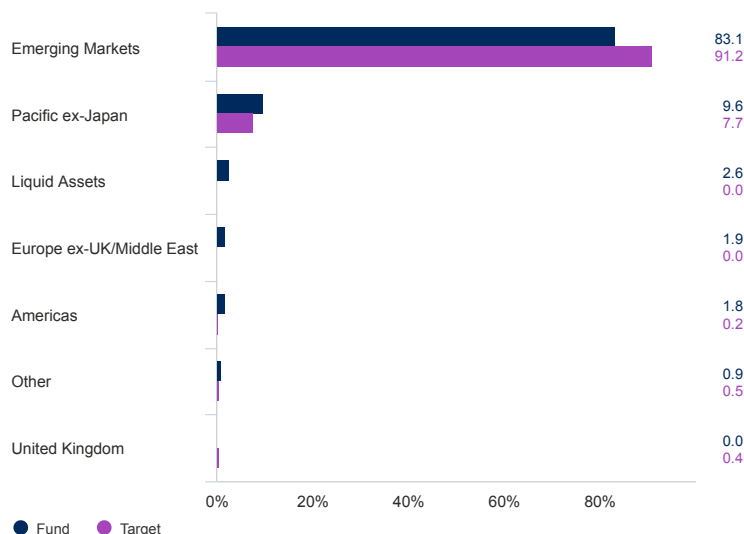


Schroders

Schroder International Selection Fund Greater China

A Accumulation USD | Data as at 31.03.2024

Region (%)



Top 10 holdings (%)

Holding name	%
Taiwan Semiconductor Manufacturing Co Ltd	9.7
Tencent Holdings Ltd	9.7
Alibaba Group Holding Ltd	6.5
AIA Group Ltd	4.1
MediaTek Inc	3.7
Shenzhou International Group Holdings Ltd	2.5
Zijin Mining Group Co Ltd	2.4
Contemporary Amperex Technology Co Ltd	2.4
Meituan	2.3
Hong Kong Exchanges & Clearing Ltd	2.2

Source: Schroders.

Derivatives are displayed on the notional basis of the underlying exposure where possible. Due to the different treatment of derivative types, the allocation to Liquid Assets may vary between each chart. Percentages of allocation may not sum up to 100% due to rounding issue.

Benchmark and corporate action information

This fund does not have the objective of sustainable investment or binding environmental or social characteristics as defined by Regulation (EU) 2019/2088 on Sustainability-related Disclosures in the Financial Services Sector (the "SFDR"). Any references to the integration of sustainability considerations are made in relation to the processes of the investment manager or the Schroders Group and are not specific to the fund.

Benchmarks: (If applicable)

Some performance differences between the fund and the benchmark may arise because the fund performance is calculated at a different valuation point from the benchmark. The target benchmark has been selected because it is representative of the type of investments in which the fund is likely to invest, and it is, therefore, an appropriate target in relation to the return that the fund aims to provide. The comparator benchmark has been selected because the investment manager believes that the benchmark is a suitable comparison for performance purposes given the fund's investment objective and policy. The investment manager invests on a discretionary basis and there are no restrictions on the extent to which the fund's portfolio and performance may deviate from the benchmark. The investment manager will invest in companies or sectors not included in the benchmark in order to take advantage of specific investment opportunities.

Important information

Morningstar Rating as at 31.03.2024: © Morningstar 2024. All Rights Reserved. The information contained herein: (1) is proprietary to Morningstar and/or its content providers; (2) may not be copied or distributed; and (3) is not warranted to be accurate, complete or timely. Neither Morningstar nor its content providers are responsible for any damages or losses arising from any use of this information. Past performance is no guarantee of future results.