

# Schroders

## Schroder International Selection Fund European Smaller Companies

A Accumulation EUR | Data as at 29.02.2024

### Important Information

The fund invests primarily in equity and equity related securities of small-sized European companies.

- The fund invests in equity securities would subject to equity investment risk.
- The fund may invest in smaller companies which are relatively less liquid and more volatile than larger companies.
- The fund may invest substantially in European securities and may suffer from adverse economic or financial events in Europe.
- The fund invests in concentrated region and subjects to higher level of risks than a fund investing in a more diversified portfolio/strategy.
- There is no assurance that hedging strategies employed will fully eliminate the currency exposure, and hedging transactions may preclude investors from benefiting from an increase in the value of the fund currency.
- The fund may use derivatives to meet its investment objective. Derivatives exposure may involve higher credit risk and counterparty risk, liquidity risk and valuation risk. In adverse situations, the fund may suffer significant losses from their derivative usage for hedging.
- For distribution share classes/units, the distribution rate is not guaranteed. Distribution yield is not indicative of the return of the fund. Distributions maybe paid out of the capital of the fund at the Manager's discretion. This amounts to a return or withdrawal of part of the amount you originally invested or capital gains attributable to that and may result in an immediate decrease in the net asset value per share or decrease in the value of units of the relevant Distribution Units.

You should not make any investment decision solely based on this document. Please read the relevant offering document carefully for further fund details including risk factors.

### Investment Objectives

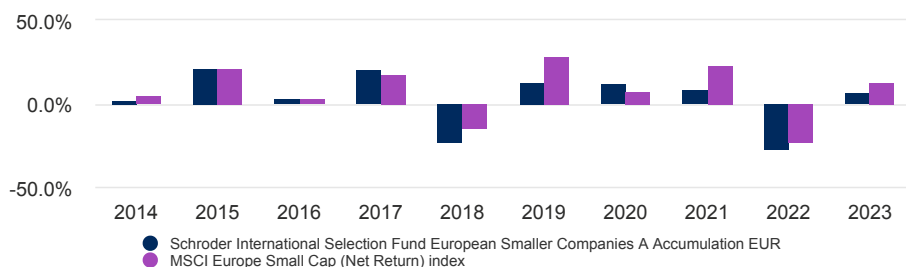
The Fund aims to provide capital growth in excess of the MSCI Europe Small Cap (NDR) index after fees have been deducted over a three to five year period by investing in equity or equity related securities of small-sized European companies.

### Share class performance (Cumulative)

Performance (%)	1 month	3 months	6 months	YTD	1 year	3 years	5 years	10 years
<b>Fund</b>	-0.8	2.6	-3.5	-2.7	-7.6	-19.3	-2.6	18.7
<b>Target</b>	0.0	6.1	5.5	-0.8	2.1	2.5	33.5	84.3

Annual Performance (%)	2019	2020	2021	2022	2023
<b>Fund</b>	12.9	12.8	8.7	-26.6	7.2
<b>Target</b>	29.3	7.8	23.4	-22.9	13.5

### Performance over 10 years (%)



Source: Morningstar, NAV to NAV, net income reinvested, net of fees, based on Schroder International Selection Fund European Smaller Companies A Accumulation EUR Units, EUR. Some performance differences between the fund and the benchmark may arise as the benchmark returns are not adjusted for non-dealing days of the fund. HKD/USD based investors are exposed to currency fluctuations where funds are denominated in currencies other than HKD/USD. Schroder International Selection Fund is referred to as Schroder ISF. The Fund size quoted includes all classes of the Fund. Investment involves risks. Price of units may go down as well as up. Past performance is not indicative of future performance. Please refer to the relevant offering documents for fund details including risk factors. This material is issued by Schroder Investment Management (Hong Kong) Limited and has not been reviewed by the SFC. Performance is calculated from the share class's since launch date (17.01.2000). The names of the target and comparator(s) benchmarks may be displayed in abbreviation format, please refer to the Benchmark and corporate action information section for the full benchmark names.

### Fund literature



Download the offering documents and investor notice here

### Ratings and accreditation



Please refer to the Source and ratings information section for details on the icons shown above.

### Fund facts

<b>Fund manager</b>	Jean Roche Hannah Piper
<b>Fund launch date</b>	07.10.1994
<b>Fund base currency</b>	EUR
<b>Fund size (Million)</b>	EUR 65.74
<b>Number of holdings</b>	44
<b>Target</b>	MSCI Europe Small Cap (Net Return) index
<b>Unit NAV</b>	EUR 38.0475
<b>Hi/Lo (past 12 mths)</b>	EUR 40.8553 / EUR 34.5462
<b>Annualized Return (3Y)</b>	-6.91%

### Fees & expenses

<b>Initial charge up to</b>	5.00%
<b>Annual management fee</b>	1.500%
<b>Redemption fee</b>	0.00%

### Codes

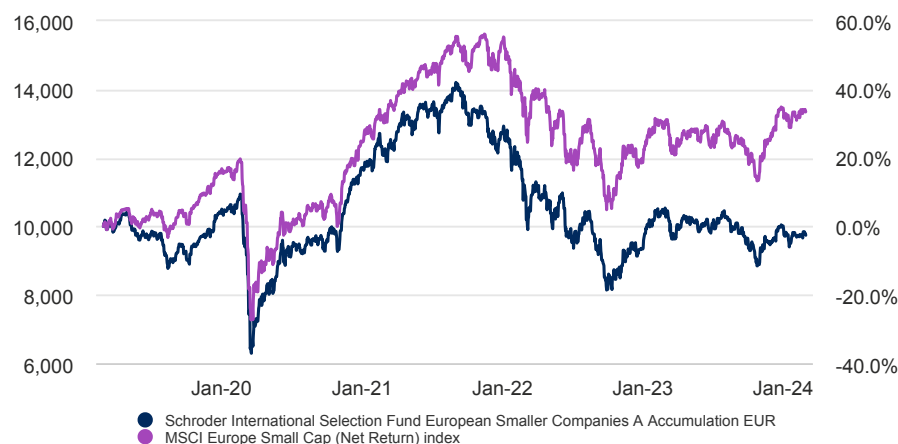
<b>ISIN</b>	LU0106237406
<b>Bloomberg</b>	SCHIESA LX
<b>Reuters code</b>	LU0106237406.LUF

# Schroders

## Schroder International Selection Fund European Smaller Companies

A Accumulation EUR | Data as at 29.02.2024

### Return of EUR 10,000



**Past Performance is not a guide to future performance and may not be repeated. The value of investments and the income from them may go down as well as up and investors may not get back the amounts originally invested. Exchange rate changes may cause the value of any overseas investments to rise or fall. Performance data does not take into account any commissions and costs, if any, charged when units or shares of any fund, as applicable, are issued and redeemed.**

The chart is for illustrative purposes only and does not reflect an actual return on any investment.

Returns are calculated NAV to NAV (which means performance does not include the effect of any initial charges), net income reinvested, net of fees.

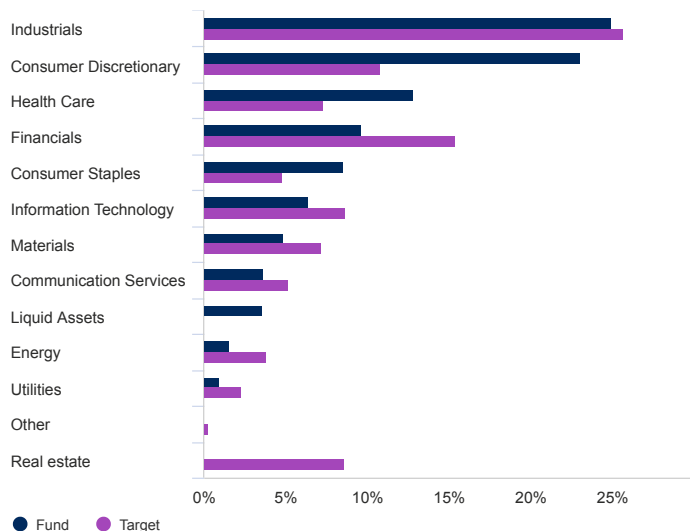
### Risk statistics & financial ratios

	Fund	Target
Annual volatility (%) (3y)	19.2	17.9
Alpha (%) (3y)	-7.7	-
Beta (3y)	1.0	-
Sharpe ratio (3y)	-0.3	0.1
Information ratio (3y)	-1.4	-
Price to book	1.5	-
Price to earnings	15.3	-
Predicted Tracking error (%)	5.0	-

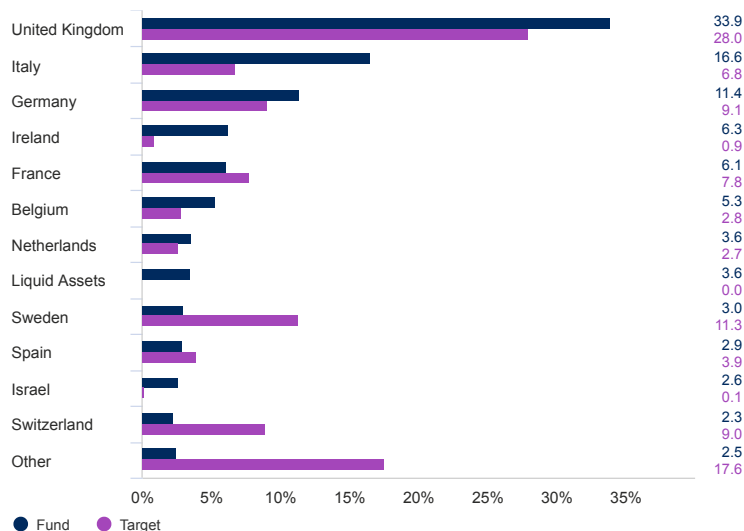
Source: Morningstar, and Schroders for the Predicted tracking error. The above ratios are based on NAV to NAV price based performance data. These financial ratios refer to the average of the equity holdings contained in the fund's portfolio and in the benchmark (if mentioned) respectively.

### Asset allocation

#### Sector (%)



#### Geographical breakdown (%)

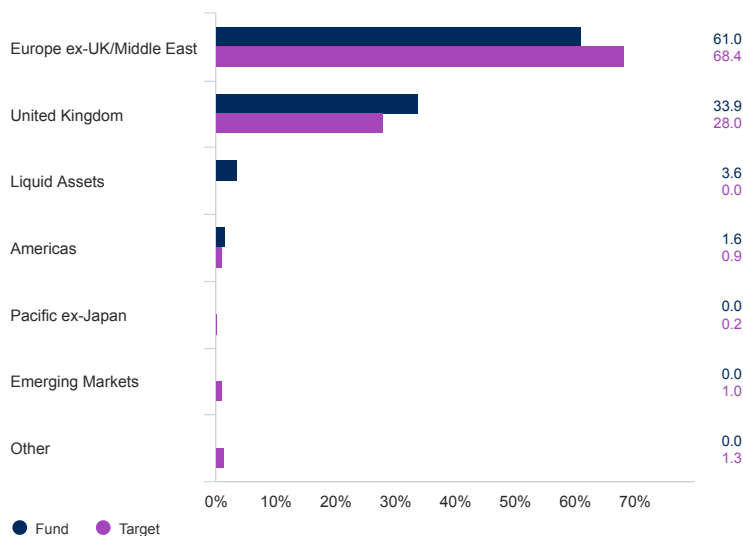


# Schroders

## Schroder International Selection Fund European Smaller Companies

A Accumulation EUR | Data as at 29.02.2024

### Region (%)



### Top 10 holdings (%)

Holding name	%
Spire Healthcare Group PLC	3.9
Bank of Ireland Group PLC	3.9
Elementis PLC	3.8
Elis SA	3.6
JET2 PLC	3.5
Zeal Network SE	3.3
Cranswick PLC	3.2
Piovan SpA	3.1
Gerresheimer AG	3.1
Befesa SA	2.9

Source: Schroders.

Derivatives are displayed on the notional basis of the underlying exposure where possible. Due to the different treatment of derivative types, the allocation to Liquid Assets may vary between each chart. Percentages of allocation may not sum up to 100% due to rounding issue.

### Share class available

	A Accumulation EUR	A Distribution EUR
<b>Distribution Policy</b>	No Distribution	Annually Variable
<b>ISIN</b>	LU0106237406	LU0053902499
<b>Bloomberg</b>	SCHIESA LX	SCHIEAC LX

### Benchmark and corporate action information

The Fund has environmental and/or social characteristics (within the meaning of Article 8 SFDR).

On 01.06.2022 Jean Roche and Hannah Piper replaced Andy Brough and Hannah Piper as Fund Managers. Effective 01.08.2023, the investment objective has been changed from "The Fund aims to provide capital growth in excess of the EMIX European Smaller Companies (TR) index after fees have been deducted over a three to five year period by investing in equity or equity related securities of small-sized European companies." to "The Fund aims to provide capital growth in excess of the MSCI Europe Small Cap (NDR) index after fees have been deducted over a three to five year period by investing in equity or equity related securities of small-sized European companies." On 01.05.2021 the Euromoney Smaller Companies (TR) index replaced the Euromoney Smaller Companies (Net TR) index. On 01.08.2023 the MSCI Europe Small Cap (NDR) index replaced the Euromoney Smaller Companies (Net TR) index. On 01.08.2023 the benchmark changed from EMIX European Smaller Companies (TR) Index to MSCI Europe Small Cap (NDR)

#### Benchmarks: (If applicable)

Some performance differences between the fund and the benchmark may arise because the fund performance is calculated at a different valuation point from the benchmark. The target benchmark has been selected because it is representative of the type of investments in which the fund is likely to invest, and it is, therefore, an appropriate target in relation to the return that the fund aims to provide. The investment manager invests on a discretionary basis and there are no restrictions on the extent to which the fund's portfolio and performance may deviate from the benchmark. The investment manager will invest in companies or sectors not included in the benchmark in order to take advantage of specific investment opportunities.

### Important information

The fund has environmental and/or social characteristics within the meaning of Article 8 of Regulation (EU) 2019/2088 on Sustainability-related Disclosures in the Financial Services Sector (the "SFDR"). For information on sustainability-related aspects of this fund please go to [www.Schroders.com](http://www.Schroders.com)

Morningstar Rating as at 29.02.2024: © Morningstar 2024. All Rights Reserved. The information contained herein: (1) is proprietary to Morningstar and/or its content providers; (2) may not be copied or distributed; and (3) is not warranted to be accurate, complete or timely. Neither Morningstar nor its content providers are responsible for any damages or losses arising from any use of this information. Past performance is no guarantee of future results.