

# Schroders

## Schroder International Selection Fund US Small & Mid-Cap Equity

A Accumulation USD | Data as at 31.03.2024

### Important Information

The fund invests primarily in equity and equity related securities of small and mid-sized US companies.

- The fund invests in equity securities would subject to equity investment risk.
- The fund invests in concentrated region and subjects to higher level of risks than a fund investing in a more diversified portfolio/strategy.
- The fund may invest in smaller companies which are relatively less liquid and more volatile than larger companies.
- There is no assurance that hedging strategies employed will fully eliminate the currency exposure, and hedging transactions may preclude investors from benefiting from an increase in the value of the fund currency.
- The fund exposes to currency risks, which may be adversely affected by changes in foreign exchange rates and exchange rate control.
- The fund may use derivatives to meet its investment objective. Derivatives exposure may involve higher credit risk and counterparty risk, liquidity risk and valuation risk. In adverse situations, the fund may suffer significant losses from their derivative usage for hedging.
- For distribution share classes/units, the distribution rate is not guaranteed. Distribution yield is not indicative of the return of the fund. Distributions may be paid out of the capital of the fund at the Manager's discretion. This amounts to a return or withdrawal of part of the amount you originally invested or capital gains attributable to that and may result in an immediate decrease in the net asset value per share or decrease in the value of units of the relevant Distribution Units.

You should not make any investment decision solely based on this document. Please read the relevant offering document carefully for further fund details including risk factors.

### Investment Objectives

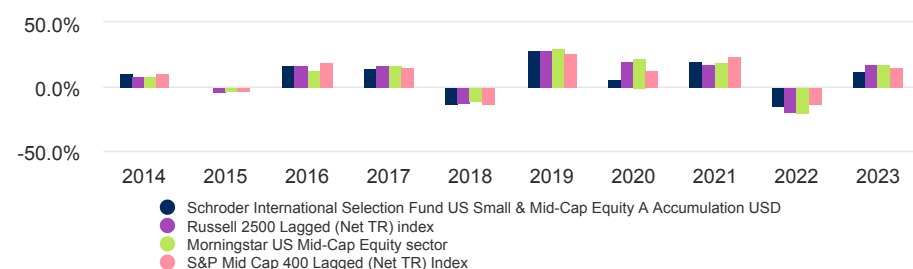
The Fund aims to provide capital growth in excess of the Russell 2500 Lagged (Net TR) index after fees have been deducted over a three to five year period by investing in equity and equity related securities of small and mid-sized US companies.

### Share class performance (Cumulative)

Performance (%)	1 month	3 months	6 months	YTD	1 year	3 years	5 years	10 years
<b>Fund</b>	3.8	6.6	17.5	6.6	16.2	9.4	47.9	113.6
<b>Target</b>	4.8	5.6	20.5	5.6	23.2	8.6	57.6	127.0
<b>Comparator 1</b>	3.4	7.5	20.5	7.5	21.9	11.8	64.9	133.4
<b>Comparator 2</b>	6.4	8.8	22.0	8.8	24.9	19.2	68.4	147.7

Annual Performance (%)	2019	2020	2021	2022	2023
<b>Fund</b>	28.0	6.1	20.7	-13.9	11.4
<b>Target</b>	28.0	19.9	17.8	-18.5	17.9
<b>Comparator 1</b>	29.9	22.4	19.4	-20.4	18.4
<b>Comparator 2</b>	26.7	13.0	24.4	-13.0	15.0

### Performance over 10 years (%)



Source: Morningstar, NAV to NAV, net income reinvested, net of fees, based on Schroder International Selection Fund US Small & Mid-Cap Equity A Accumulation USD Units, USD. Some performance differences between the fund and the benchmark may arise as the benchmark returns are not adjusted for non-dealing days of the fund. Schroder International Selection Fund is referred to as Schroder ISF. The Fund size quoted includes all classes of the Fund. Investment involves risks. Price of units may go down as well as up. Past performance is not indicative of future performance. Please refer to the relevant offering documents for fund details including risk factors. This material is issued by Schroder Investment Management (Hong Kong) Limited and has not been reviewed by the SFC. Performance is calculated from the share class's since launch date (10.12.2004). The names of the target and comparator(s) benchmarks may be displayed in abbreviation format, please refer to the Benchmark and corporate action information section for the full benchmark names.

### Fund literature



Download the offering documents and investor notice here

### Ratings and accreditation



Please refer to the Source and ratings information section for details on the icons shown above.

### Fund facts

<b>Fund manager</b>	Robert Kaynor
<b>Fund launch date</b>	10.12.2004
<b>Fund base currency</b>	USD
<b>Fund size (Million)</b>	USD 664.14
<b>Number of holdings</b>	85
<b>Target</b>	Russell 2500 Lagged (Net TR) index
<b>Comparator 1</b>	Morningstar US Mid-Cap Equity sector
<b>Comparator 2</b>	S&P Mid Cap 400 Lagged (Net TR) Index
<b>Unit NAV</b>	USD 468.8912
<b>Hi/Lo (past 12 mths)</b>	USD 468.8912 / USD 364.5432
<b>Annualized Return (3Y)</b>	3.03%

### Fees & expenses

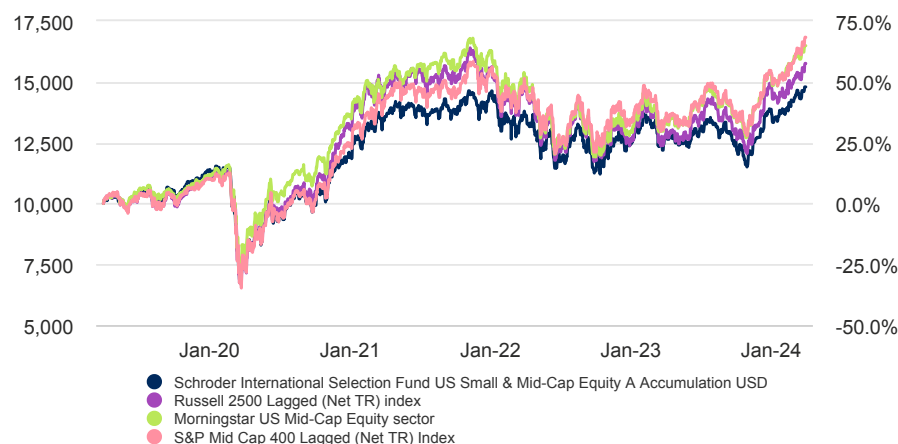
<b>Initial charge up to</b>	5.00%
<b>Annual management fee</b>	1.500%
<b>Redemption fee</b>	0.00%

# Schroders

## Schroder International Selection Fund US Small & Mid-Cap Equity

A Accumulation USD | Data as at 31.03.2024

### Return of USD 10,000



**Past Performance is not a guide to future performance and may not be repeated.** The value of investments and the income from them may go down as well as up and investors may not get back the amounts originally invested. Exchange rate changes may cause the value of any overseas investments to rise or fall. Performance data does not take into account any commissions and costs, if any, charged when units or shares of any fund, as applicable, are issued and redeemed.

The chart is for illustrative purposes only and does not reflect an actual return on any investment.

Returns are calculated NAV to NAV (which means performance does not include the effect of any initial charges), net income reinvested, net of fees.

### Codes

ISIN LU0205193047  
Bloomberg SCHUMAA LX  
Reuters code LU0205193047.LUF

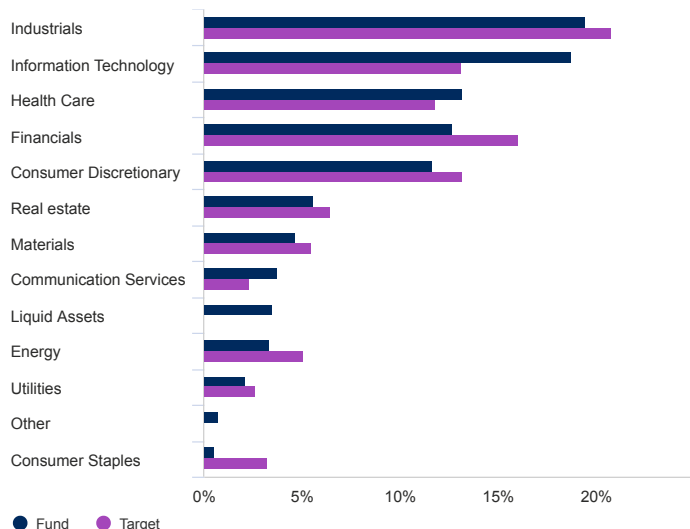
### Risk statistics & financial ratios

	Fund	Target
Annual volatility (%) (3y)	17.7	19.6
Alpha (%) (3y)	0.1	-
Beta (3y)	0.9	-
Sharpe ratio (3y)	0.1	0.1
Information ratio (3y)	0.0	-
Price to book	2.6	-
Price to earnings	22.7	-
Predicted Tracking error (%)	4.5	-

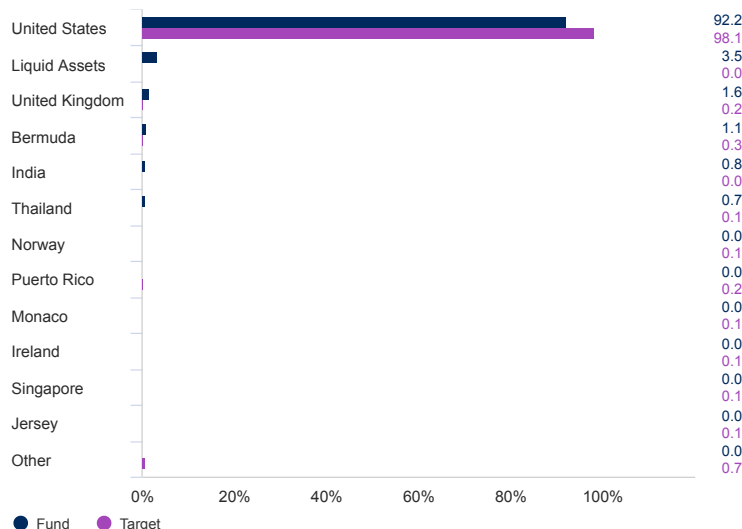
Source: Morningstar, and Schroders for the Predicted tracking error. The above ratios are based on NAV to NAV price based performance data. These financial ratios refer to the average of the equity holdings contained in the fund's portfolio and in the benchmark (if mentioned) respectively.

### Asset allocation

#### Sector (%)



#### Geographical breakdown (%)

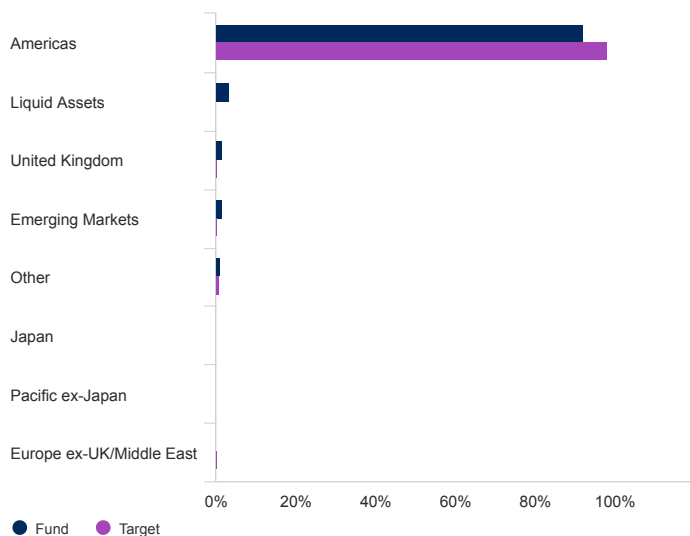


# Schroders

## Schroder International Selection Fund US Small & Mid-Cap Equity

A Accumulation USD | Data as at 31.03.2024

### Region (%)



### Top 10 holdings (%)

Holding name	%
Aramark	2.2
LiveRamp Holdings Inc	2.1
Kemper Corp	2.0
Stericycle Inc	2.0
Assurant Inc	1.9
Hexcel Corp	1.9
Masimo Corp	1.8
Lumentum Holdings Inc	1.7
Kirby Corp	1.7
Rentokil Initial PLC	1.6

Source: Schroders.

Derivatives are displayed on the notional basis of the underlying exposure where possible. Due to the different treatment of derivative types, the allocation to Liquid Assets may vary between each chart. Percentages of allocation may not sum up to 100% due to rounding issue.

### Share class available

	A Accumulation USD	A Distribution USD
<b>Distribution Policy</b>	No Distribution	Annually Variable
<b>ISIN</b>	LU0205193047	LU0205194284
<b>Bloomberg</b>	SCHUMAA LX	SCHUMAD LX

### Benchmark and corporate action information

The Fund has environmental and/or social characteristics (within the meaning of Article 8 SFDR).

The target benchmark in the investment objective has been changed from Russell 2500 Lagged (TR) index to Russell 2500 Lagged (Net TR) index on 01.05.2021. The full track record of the previous benchmark has been replaced with the new one. Effective 29.10.2021, a new comparator benchmark, the S&P Mid Cap 400 Lagged (Net TR) Index has been added.

#### Benchmarks: (If applicable)

Some performance differences between the fund and the benchmark may arise because the fund performance is calculated at a different valuation point from the benchmark. The target benchmark has been selected because it is representative of the type of investments in which the fund is likely to invest, and it is, therefore, an appropriate target in relation to the return that the fund aims to provide. The comparator benchmark has been selected because the investment manager believes that the benchmark is a suitable comparison for performance purposes given the fund's investment objective and policy. The investment manager invests on a discretionary basis and there are no restrictions on the extent to which the fund's portfolio and performance may deviate from the benchmark. The investment manager will invest in companies or sectors not included in the benchmark in order to take advantage of specific investment opportunities.

### Important information

The fund has environmental and/or social characteristics within the meaning of Article 8 of Regulation (EU) 2019/2088 on Sustainability-related Disclosures in the Financial Services Sector (the "SFDR"). For information on sustainability-related aspects of this fund please go to [www.Schroders.com](http://www.Schroders.com)

Morningstar Rating as at 31.03.2024: © Morningstar 2024. All Rights Reserved. The information contained herein: (1) is proprietary to Morningstar and/or its content providers; (2) may not be copied or distributed; and (3) is not warranted to be accurate, complete or timely. Neither Morningstar nor its content providers are responsible for any damages or losses arising from any use of this information. Past performance is no guarantee of future results.